КАТАЛОГ

# ФРЕЗЫ

## СО СМЕННЫМИ ПЛАСТИНАМИ

Центр
Промышленного
Инструмента

2025
ВЕРСИЯ 2

# Оглавление

# Оглавление

## Описание сплавов

| ISO | Сплав | Описание |
|---|---|---|
| P M K | CU1125 | Основа сочетает твердость и вязкость, а покрытие с повышенным содержанием алюминия. Подходит для универсальной обработки чугуна, сталей и нержавеющей стали. |
| | CU1220 | Ультрамелкозернистая основа, модернизированное нанокомпозитное покрытие с высокой термостойкостью и ударной вязкостью. Подходит для универсальной обработки чугуна, сталей и нержавеющей стали с повышенной износостойкостью. Дополнительная марка для точения нержавеющей стали. |
| | CU1125U | Нано покрытие с ультрамелкозернистой основой, обеспечивающее высокую износостойкость и окалиностойкость. Стабильная и долговечная обработка сталей и нержавеющих сталей при фрезеровании. |

| ISO | Сплав | Описание |
|---|---|---|
| M | CM1225 | Особая ультрамелкозернистая основа с повышенной вязкостью и красностойкостью, стойкостью к окислению, а также новейшее износостойкое покрытие. Универсальная высокопроизводительная обработка для эффективного фрезерования сталей, нержавеющих сталей и жаропрочных сплавов |

| ISO | Сплав | Описание |
|---|---|---|
| N | CN10 | Ультрамелкозернистая основа в сочетании с зернистой поверхностью и острой режущей кромкой обеспечивает высокие режимы резания и долгий срок службы. |
| | CN10N | Ультрамелкозернистая основа в сочетании с современным покрытием обеспечивает высокие режимы работы, долгий срок службы. |

| ISO | Сплав | Описание |
|---|---|---|
| S | CS1225 | Оптимизированная сверхмелкозернистая структура обеспечивает повышенную термостойкость и прочность при обработке жаропрочных сплавов, сочетая износостойкость и окалиностойкость. Высококачественное наноструктурированное многослойное покрытие обеспечивает превосходные эксплуатационные характеристики. Рекомендуемая марка для универсальной обработки жаропрочных сплавов. |

## Рекомендации по сплавам

| ISO | | | | | | |
|---|---|---|---|---|---|---|
| P | 10 | | | | | CU1125U |
| | 20 | | CU1125 | | CU1220 | |
| | 30 | | | | | |
| | 40 | | | | | |
| | 50 | | | | | |
| K | 10 | | | | | |
| | 20 | | CU1125 | | | CU1220 |
| | 30 | | | | | |
| | 40 | | | | | |
| | 50 | | | | | |
| M | 10 | | | | | |
| | 20 | CM1225 | | CU1220 | | |
| | 30 | | | | | CU1125 |
| | 40 | | | | | |
| | 50 | | | | | |
| N | 10 | | | | | |
| | 20 | | | CN10N | | CN10 |
| | 30 | | | | | |
| | 40 | | | | | |
| | 50 | | | | | |
| S | 10 | | | | | |
| | 20 | | CS1125 | | CM1225 | |
| | 30 | | | | | |
| | 40 | | | | | |
| | 50 | | | | | |

## Описание сплавов

| Форма | |
|---|---|
| A | 85° |
| B | 82° |
| C | 80° |
| D | 55° |
| E | 75° |
| H | 120° |
| K | 55° |
| L | 90° |
| M | 86° |
| O | 135° |
| P | 108° |
| R | Круг |
| S | 90° |
| T | 60° |
| W | 80° |
| V | 35° |

| Задний угол | |
|---|---|
| A | 3° |
| B | 5° |
| C | 7° |
| D | 15° |
| E | 20° |
| F | 25° |
| G | 30° |
| N | 0° |
| P | 11° |

| Тип |
|---|
| N |
| R |
| F |
| A |
| M |
| G |
| W |
| T |
| Q |
| U |
| B |
| H |
| C |
| J |

| Толщина | |
|---|---|
| 12 | 12.70 |
| 10 | 11.11 |
| T9 | 9.72 |
| 09 | 9.52 |
| 07 | 7.94 |
| T6 | 6.75 |
| 06 | 6.35 |
| 05 | 5.56 |
| T4 | 4.96 |
| 04 | 4.76 |
| T3 | 3.97 |
| 03 | 3.18 |
| T2 | 2.78 |
| 02 | 2.38 |
| T1 | 1.98 |
| 01 | 1.59 |
| T0 | 0.99 |
| 00 | 0.79 |

| Угол режущей кромки | | | |
|---|---|---|---|
| A | 45° | A | 3° |
| D | 60° | B | 5° |
| E | 75° | C | 7° |
| F | 85° | D | 15° |
| P | 90° | E | 20° |
| Z | спец. | F | 25° |
| | | G | 30° |
| | | N | 0° |
| | | P | 11° |
| | | Z | спец. |

| Геометрия реж. кромки | | | |
|---|---|---|---|
| F | K | 0-5° | 0-0.10 |
| | | 1-10° | 1-0.15 |
| E | P | 2-15° | 2-0.20 |
| | | 3-20° | 3-0.25 |
| T | W | 4-25° | 4-0.30 |
| | | 5-30° | 5-0.35 |
| S | Q | 1-10° | 6-0.40 |
| | | 1-10° | 7-0.45 |

| Рабочая сторона | |
|---|---|
| R | Правосторонняя |
| L | Левосторонняя |
| N | Двухсторонняя |

| Стружколом |
|---|

**A P M T 16 04 PD E R PF**

| Допуск | m | t | d |
|---|---|---|---|
| A | ±0.005 | ±0.025 | ±0.025 |
| F | ±0.005 | ±0.013 | ±0.025 |
| C | ±0.013 | ±0.025 | ±0.025 |
| H | ±0.013 | ±0.013 | ±0.025 |
| E | ±0.025 | ±0.025 | ±0.025 |
| G | ±0.025 | ±0.025 | ±0.13 |
| J | ±0.005 | ±0.05—±0.13 | ±0.025 |
| K | ±0.013 | ±0.05—±0.13 | ±0.025 |
| L | ±0.025 | ±0.05—±0.13 | ±0.025 |
| M | ±0.08—±0.18 | ±0.05—±0.13 | ±0.13 |
| N | ±0.08—±0.18 | ±0.05—±0.13 | ±0.025 |
| U | ±0.13—±0.38 | ±0.08—±0.25 | ±0.13 |

| Длина режущей кромки | | | | | | | |
|---|---|---|---|---|---|---|---|
| V | D | C | S | T | S | R | |
| | 04 | 03 | 03 | 06 | | | 3.97 |
| 08 | 05 | 04 | 04 | 08 | | | 4.76 |
| 09 | 06 | 05 | 05 | 09 | 03 | | 5.56 |
| | | | | | | 06 | 6.00 |
| 11 | 07 | 06 | 06 | 11 | 04 | | 6.35 |
| 13 | 09 | 08 | 07 | 13 | 05 | | 7.94 |
| 16 | 11 | 09 | 09 | 16 | 06 | | 9.52 |
| | | | | | | 10 | 10.00 |
| | | | | | | 12 | 12.00 |
| 22 | 15 | 12 | 12 | 22 | 08 | | 12.70 |
| | 19 | 16 | 15 | 27 | 10 | | 15.87 |
| | | | | | | 16 | 16.00 |
| | 23 | 19 | 19 | 33 | 13 | | 19.00 |
| | | | | | | 20 | 20.00 |
| | 27 | 22 | 22 | 38 | | | 22.22 |
| | | | | | | 25 | 25.00 |
| | 31 | 25 | 25 | 44 | | | 25.40 |
| | 38 | 32 | 31 | 54 | | | 31.75 |
| | | | | | | 32 | 32.00 |

| | | | | | | |
|---|---|---|---|---|---|---|
| A | 6.35 | ±0.08 | ±0.08 | ±0.08 | ±0.11 | ±0.16 |
| F | 9.525 | ±0.08 | ±0.08 | ±0.08 | ±0.11 | ±0.16 |
| C | 12.7 | ±0.13 | ±0.13 | ±0.13 | ±0.15 | — |
| H | 15.875 | ±0.15 | ±0.15 | ±0.15 | ±0.18 | — |
| E | 19.05 | ±0.15 | ±0.15 | ±0.15 | ±0.18 | — |
| G | 25.4 | — | ±0.18 | — | — | — |

| | | | | | | |
|---|---|---|---|---|---|---|
| J | 6.35 | ±0.05 | ±0.05 | ±0.05 | ±0.05 | — |
| K | 9.525 | ±0.05 | ±0.05 | ±0.05 | ±0.05 | ±0.05 |
| L | 12.7 | ±0.08 | ±0.08 | ±0.08 | — | ±0.08 |
| M | 15.875 | ±0.10 | ±0.10 | ±0.10 | — | ±0.10 |
| N | 19.05 | ±0.10 | ±0.10 | ±0.10 | — | ±0.10 |
| U | 25.4 | — | ±0.13 | — | — | ±0.13 |

# EHSLN02/03...M

## Высокоскоростная обработка

— Предназначены для обработки материалов групп:
P M K S

— Пластины с четырьмя негативными режущими кромками

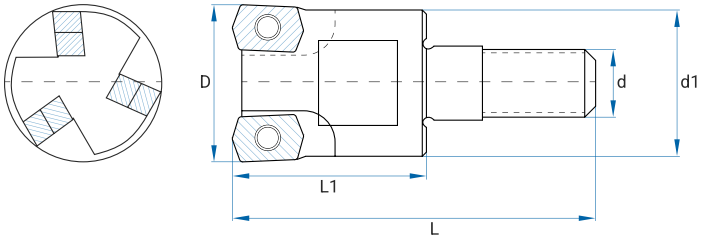


| Модель | Z | D | d1 | L1 | L | M | Пластина | Винт | Ключ |
|---|---|---|---|---|---|---|---|---|---|
| 1EHSLN02-08/M04 | 1 | 08 | 7.8 | 17 | 28 | 04 | LNMU02 | SLN02 | T6 |
| 1EHSLN02-09/M04 | 1 | 09 | 7.8 | 17 | 28 | 04 | | | |
| 2EHSLN02-10/M05 | 2 | 10 | 9 | 17 | 29 | 05 | | | |
| 2EHSLN02-11/M05 | 2 | 11 | 9 | 17 | 29 | 05 | | | |
| 3EHSLN02-12/M06 | 3 | 12 | 11 | 17 | 32 | 06 | | | |
| 3EHSLN02-13/M06 | 3 | 13 | 11 | 17 | 32 | 06 | | | |
| 3EHSLN02-14/M06 | 3 | 14 | 13 | 17 | 32 | 06 | | | |
| 3EHSLN02-15/M06 | 3 | 15 | 13 | 17 | 32 | 06 | | | |
| 4EHSLN02-16/M08 | 4 | 16 | 15 | 25 | 43 | 08 | | | |
| 4EHSLN02-17/M08 | 4 | 17 | 15 | 25 | 43 | 08 | | | |

| Модель | Z | D | d1 | L1 | L | M | Пластина | Винт | Ключ |
|---|---|---|---|---|---|---|---|---|---|
| 2EHSLN03-16/M08 | 2 | 16 | 15 | 25 | 43 | 08 | LNMU03 | SLN03 | T8 |
| 2EHSLN03-17/M08 | 2 | 17 | 15 | 25 | 43 | 08 | | | |
| 2EHSLN03-18/M08 | 2 | 18 | 15 | 25 | 43 | 08 | | | |
| 3EHSLN03-20/M10 | 3 | 20 | 19 | 29 | 49 | 10 | | | |
| 3EHSLN03-21/M10 | 3 | 21 | 19 | 29 | 49 | 10 | | | |
| 3EHSLN03-22/M10 | 3 | 22 | 19 | 29 | 49 | 10 | | | |
| 4EHSLN03-25/M12 | 4 | 25 | 24 | 35 | 57 | 12 | | | |
| 4EHSLN03-26/M12 | 4 | 26 | 24 | 35 | 57 | 12 | | | |
| 5EHSLN03-28/M12 | 5 | 28 | 24 | 35 | 57 | 12 | | | |
| 5EHSLN03-32/M16 | 5 | 32 | 31 | 38 | 63 | 16 | | | |
| 6EHSLN03-35/M16 | 6 | 35 | 31 | 38 | 63 | 16 | | | |

## LNMU 02/03

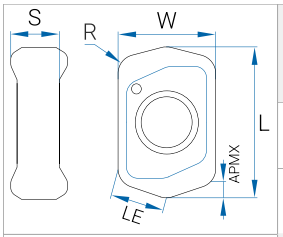


| Наименование | W | L | LE | S | R | AP MX | CM1125 | CM1225 | CM2135 | CU1125 | CU1125U | CU1215 | CU1220 | CU1225 | CU1225U | CS1110 | CS1125 | CS1130 | CS1130A | CH1005 |
|---|---|---|---|---|---|---|---|---|---|---|---|---|---|---|---|---|---|---|---|---|
| LNMU0202ZER-CMG | 4.0 | 6.2 | 1.79 | 3.10 | 0.9 | 0.5 | | | | ● | | | ● | | | | | | | |
| LNMU0303ZER-CMG | 6.0 | 3.2 | 3.0 | 4.3 | 1.2 | 1.0 | | | | ● | ● | | ● | ● | | | | ● | ● | |

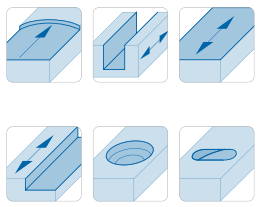

| Режимы | | | |
|---|---|---|---|
| LNMU02 | | LNMU03 | |
| Ap | Fz | Ap | Fz |
| 0.2 - 0.6 | 0.2 - 1.0 | 0.2 - 1.5 | 0.2 - 1.0 |

| Материал: | P | M | K | S |
|---|---|---|---|---|
| Сплав | V: 90 - 160 - 220 | V: 70 - 140 - 190 | V: 100 – 130 - 220 | V: 15 - 35 - 50 |
| CU1220 | ● | ◒ | ◒ | |
| CU1225 | ● | ● | | |
| CU1125U | ● | ◒ | ● | |
| CU1125 | ● | ◒ | ● | |
| CM1225 | | ● | | ◒ |
| CM2135 | ● | ● | ● | |
| CS1125 | | ◒ | | ● |

# EHSLN02

## Высокоскоростная обработка

— Предназначены для обработки материалов групп:
P M S K

— Пластины с четырьмя негативными режущими кромками

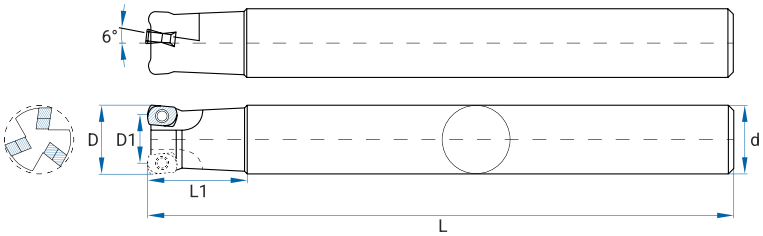


| Модель | Z | D | D1 | d | L1 | L | Пластина | Винт | Ключ |
|---|---|---|---|---|---|---|---|---|---|
| 1EHSLN02-8-d10-17/100 | 1 | 08 | 3.61 | 10 | 17 | 100 | LNMU02 | SLN02 | T6 |
| 1EHSLN02-9-d10-19/100 | 1 | 09 | 4.74 | 10 | 19 | 100 | | | |
| 2EHSLN02-10-d10-22/100 | 2 | 10 | 5.85 | 10 | 22 | 100 | | | |
| 2EHSLN02-11-d10-11/100 | 2 | 11 | 6.76 | 10 | 11 | 100 | | | |
| 3EHSLN02-12-d12-26/80 | 3 | 12 | 7.68 | 12 | 26 | 80 | | | |
| 3EHSLN02-12-d12-26/120 | 3 | 12 | 7.68 | 12 | 26 | 120 | | | |
| 3EHSLN02-13-d12-13/80 | 3 | 13 | 8.68 | 12 | 13 | 80 | | | |
| 3EHSLN02-13-d12-13/120 | 3 | 13 | 8.68 | 12 | 13 | 120 | | | |
| 3EHSLN02-14-d14-30/120 | 3 | 14 | 9.51 | 14 | 30 | 120 | | | |
| 3EHSLN02-14-d14-30/150 | 3 | 14 | 9.51 | 14 | 30 | 150 | | | |
| 3EHSLN02-15-d14-15/120 | 3 | 15 | 10.43 | 14 | 15 | 120 | | | |
| 3EHSLN02-15-d14-15/150 | 3 | 15 | 10.43 | 14 | 15 | 150 | | | |
| 4EHSLN02-16-d16-35/120 | 4 | 16 | 11.35 | 16 | 35 | 120 | | | |
| 4EHSLN02-16-d16-35/160 | 4 | 16 | 11.35 | 16 | 35 | 160 | | | |
| 4EHSLN02-16-d16-17/120 | 4 | 17 | 12.27 | 16 | 17 | 120 | | | |
| 4EHSLN02-17-d16-17/160 | 4 | 17 | 12.27 | 16 | 17 | 160 | | | |

## LNMU 02

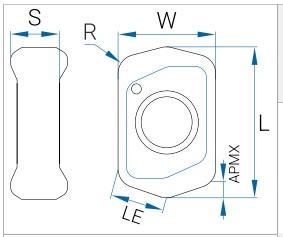


| Наименование | W | L | LE | S | R | AP MX | CM1125 | CM1225 | CM2135 | CU1125 | CU1125U | CU1215 | CU1220 | CU1225 | CU1225U | CS1110 | CS1125 | CS1130 | CS1130A | CH1005 |
|---|---|---|---|---|---|---|---|---|---|---|---|---|---|---|---|---|---|---|---|---|
| LNMU0202ZER-CMG | 4.0 | 6.2 | 1.79 | 3.10 | 0.9 | 0.5 | | | | ● | | | ● | | | | | | | |

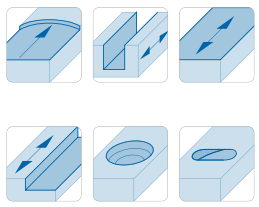

| Режимы | | Материал: | P | M | K | S |
|---|---|---|---|---|---|---|
| Ap | Fz | Сплав | V: 90 - 160 - 220 | V: 70 - 140 - 190 | V: 100 – 130 - 220 | V: 15 - 35 - 50 |
| 0.2 - 0.6 | 0.2 - 1.0 | CU1220 | ● | ◒ | ◒ | |
| | | CU1225 | ● | ● | | |
| | | CU1125U | ● | ◒ | ● | |
| | | CU1125 | ● | ◒ | ● | |
| | | CM1225 | | ● | | ◒ |
| | | CM2135 | ● | ● | ● | |
| | | CS1125 | | ◒ | | ● |

# EHSLN03

## Высокоскоростная обработка

— Предназначены для обработки материалов групп:
P M S K

— Пластины с четырьмя негативными режущими кромками

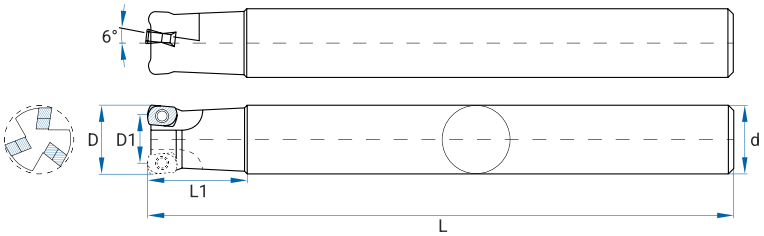


| Модель | Z | D | D1 | d | L | L | Пластина | Винт | Ключ |
|---|---|---|---|---|---|---|---|---|---|
| 2EHSLN03-16-d16-30/100 | 2 | 16 | 10.18 | 16 | 100 | 30 | | | |
| 2EHSLN03-16-d16-30/120 | 2 | 16 | 10.18 | 16 | 120 | 30 | | | |
| 2EHSLN03-16-d16-30/150 | 2 | 16 | 10.18 | 16 | 150 | 30 | | | |
| 2EHSLN03-17-d16-20/100 | 2 | 17 | 11.18 | 16 | 100 | 20 | | | |
| 2EHSLN03-17-d16-20/120 | 2 | 17 | 11.18 | 16 | 120 | 20 | | | |
| 2EHSLN03-17-d16-20/150 | 2 | 17 | 11.18 | 16 | 150 | 20 | | | |
| 3EHSLN03-20-d20-30/100 | 3 | 20 | 14.18 | 20 | 100 | 30 | | | |
| 3EHSLN03-20-d20-50/130 | 3 | 20 | 14.18 | 20 | 130 | 50 | | | |
| 3EHSLN03-20-d20-50/160 | 3 | 20 | 14.18 | 20 | 160 | 50 | | | |
| 3EHSLN03-21-d20-35/130 | 3 | 21 | 15.18 | 20 | 130 | 35 | | | |
| 3EHSLN03-21-d20-35/160 | 3 | 21 | 15.18 | 20 | 160 | 35 | | | |
| 4EHSLN03-25-d25-37/100 | 4 | 25 | 19.18 | 25 | 100 | 37 | LNMU03 | SLN03 | T8 |
| 4EHSLN03-25-d25-60/140 | 4 | 25 | 19.18 | 25 | 140 | 60 | | | |
| 4EHSLN03-25-d25-60/200 | 4 | 25 | 19.18 | 25 | 200 | 60 | | | |
| 4EHSLN03-26-d25-30/140 | 4 | 26 | 20.18 | 25 | 140 | 30 | | | |
| 4EHSLN03-26-d25-30/200 | 4 | 26 | 20.18 | 25 | 200 | 30 | | | |
| 4EHSLN03-30-d25-30/150 | 4 | 30 | 24.18 | 25 | 150 | 30 | | | |
| 5EHSLN03-32-d32-70/150 | 5 | 32 | 26.18 | 32 | 150 | 70 | | | |
| 5EHSLN03-32-d32-70/200 | 5 | 32 | 26.18 | 32 | 200 | 70 | | | |
| 5EHSLN03-33-d32-30/150 | 5 | 33 | 27.18 | 32 | 150 | 30 | | | |
| 5EHSLN03-33-d32-30/200 | 5 | 33 | 27.18 | 32 | 200 | 30 | | | |
| 6EHSLN03-35-d32-40/160 | 6 | 35 | 29.18 | 32 | 160 | 40 | | | |
| 6EHSLN03-35-d32-40/200 | 6 | 35 | 29.18 | 32 | 200 | 40 | | | |

## LNMU 03

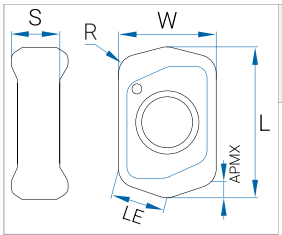


| Наименование | W | L | LE | S | R | AP MX | CM1125 | CM1225 | CM2135 | CU1125 | CU1125U | CU1215 | CU1220 | CU1225 | CU1225U | CS1110 | CS1125 | CS1130 | CS1130A | CH1005 |
|---|---|---|---|---|---|---|---|---|---|---|---|---|---|---|---|---|---|---|---|---|
| LNMU0303ZER-CMG | 6 | 3.2 | 3 | 4.3 | 1.2 | 1 | | | | ● | ● | | ● | ● | | | | ● | ● | |

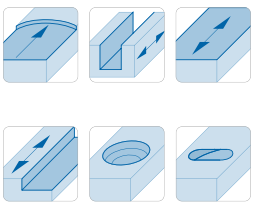

| Режимы | | Материал: | P | M | K | S |
|---|---|---|---|---|---|---|
| Ap | Fz | Сплав | V: 90 - 160 - 220 | V: 70 - 140 - 190 | V: 100 – 130 - 220 | V: 15 - 35 - 50 |
| 0.2 - 1.5 | 0.2 - 1.0 | CU1220 | ● | ◒ | ◒ | |
| | | CU1225 | ● | ● | | |
| | | CU1125U | ● | ◒ | ● | |
| | | CU1125 | ● | ◒ | ● | |
| | | CM1225 | | ● | | ◒ |
| | | CM2135 | ● | ● | ● | |
| | | CS1125 | | ◒ | | ● |

# FHSLN03

## Высокоскоростная обработка

— Предназначены для обработки материалов групп:
P M S K

— Пластины с четырьмя негативными режущими кромками

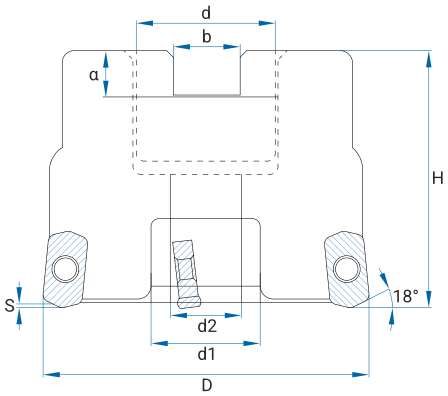


| Модель | Z | D | d | d1 | d2 | H | S | b | a | Пластина | Винт | Ключ |
|---|---|---|---|---|---|---|---|---|---|---|---|---|
| 6FHSLN03-32-d16 | 6 | 32 | 16 | 14 | 9 | 40 | 0.5 | 8.4 | 6 | LNMU03 | SLN03 | T8 |
| 6FHSLN03-35-d16 | 6 | 35 | 16 | 14 | 9 | 40 | 0.5 | 8.4 | 6 | | | |
| 6FHSLN03-40-d16 | 6 | 40 | 16 | 14 | 9 | 40 | 0.5 | 8.4 | 6 | | | |
| 6FHSLN03-45-d16 | 6 | 45 | 16 | 14 | 9 | 40 | 0.5 | 10.4 | 7 | | | |
| 8FHSLN03-50-d22 | 8 | 50 | 22 | 17 | 11 | 40 | 0.5 | 10.4 | 7 | | | |
| 8FHSLN03-55-d22 | 8 | 55 | 22 | 17 | 11 | 40 | 0.5 | 10.4 | 7 | | | |
| 8FHSLN03-63-d22 | 8 | 63 | 22 | 17 | 11 | 40 | 0.5 | 10.4 | 7 | | | |
| 10FHSLN03-70-d22 | 10 | 70 | 22 | 17 | 11 | 40 | 0.5 | 10.4 | 7 | | | |
| 10FHSLN03-80-d27 | 10 | 80 | 27 | 34 | 13 | 50 | 0.5 | 12.4 | 9 | | | |

## LNMU 03

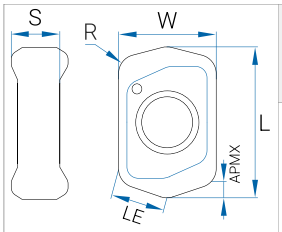


| Наименование | W | L | LE | S | R | AP MX | CM1125 | CM1225 | CM2135 | CU1125 | CU1125U | CU1215 | CU1220 | CU1225 | CU1225U | CS1110 | CS1125 | CS1130 | CS1130A | CH1005 |
|---|---|---|---|---|---|---|---|---|---|---|---|---|---|---|---|---|---|---|---|---|
| LNMU0303ZER-CMG | 6 | 3.2 | 3 | 4.3 | 1.2 | 1 | | | | ● | ● | | ● | ● | | | | ● | ● | |

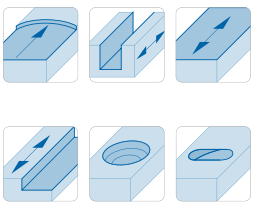

| Режимы | | Материал: | P | M | K | S |
|---|---|---|---|---|---|---|
| Ap | Fz | Сплав | V: 90 - 160 - 220 | V: 70 - 140 - 190 | V: 100 – 130 - 220 | V: 15 - 35 - 50 |
| 0.2 - 1.5 | 0.2 - 1.0 | CU1220 | ● | ◒ | ◒ | |
| | | CU1225 | ● | ● | | |
| | | CU1125U | ● | ◒ | ● | |
| | | CU1125 | ● | ◒ | ● | |
| | | CM1225 | | ● | | ◒ |
| | | CM2135 | ● | ● | ● | |
| | | CS1125 | | ◒ | | ● |

# FHSO10/14

## Высокоскоростная обработка

— Предназначены для обработки материалов групп:
P M S K

— Пластины с четырьмя режущими кромками.

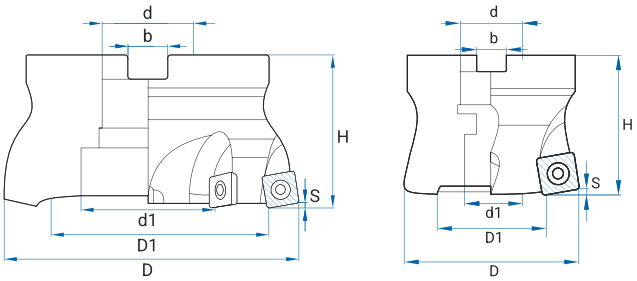


| Модель | Z | S | D | D1 | d | H | d1 | b | INSERT |
|---|---|---|---|---|---|---|---|---|---|
| 4FHSO10-040-d16 | 4 | 1.5 | 40 | 23 | 16 | 40 | 9 | 8.4 | SOMT10 |
| 5FHSO10-050-d22 | 5 | 1.5 | 50 | 33 | 22 | 40 | 11 | 10.4 | SOMT10 |
| 6FHSO10-063-d22 | 6 | 1.5 | 63 | 46 | 22 | 40 | 11 | 10.4 | SOMT10 |
| 7FHSO10-080-d27 | 7 | 1.5 | 80 | 63 | 27 | 50 | 13 | 12.4 | SOMT10 |
| 4FHSO14-050-d22 | 4 | 2 | 50 | 27 | 22 | 40 | 11 | 10.4 | SOMT14 |
| 5FHSO14-063-d22 | 5 | 2 | 63 | 40 | 22 | 40 | 11 | 10.4 | SOMT14 |
| 6FHSO14-080-d27 | 6 | 2 | 80 | 57 | 27 | 50 | 13 | 12.4 | SOMT14 |
| 7FHSO14-100-d32 | 7 | 2 | 100 | 77 | 32 | 50 | 17 | 14.4 | SOMT14 |
| 8FHSO14-125-d40 | 8 | 2 | 125 | 102 | 40 | 55 | 55 | 16.4 | SOMT14 |
| 10FHSO14-160-d40 | 10 | 2 | 160 | 137 | 40 | 55 | 90 | 16.4 | SOMT14 |

## SOMT10

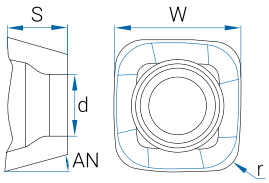


| Наименование | W | S | d | R | AN | CM1125 | CM1225 | CM2135 | CU1125 | CU1125U | CU1215 | CU1220 | CU1225 | CU1225U | CS1110 | CS1125 | CS1130 | CS1130A | CH1005 |
|---|---|---|---|---|---|---|---|---|---|---|---|---|---|---|---|---|---|---|---|
| SOMT100520ER-CMG | 10.3 | 4.58 | 4.6 | 2 | 16 | | | | ● | ● | | ● | ● | | | | ● | ● | |

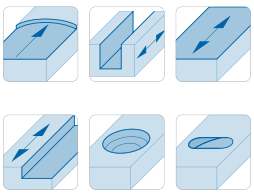

| Режимы | | Материал: | P | M | K | S |
|---|---|---|---|---|---|---|
| Ap | Fz | Сплав | V: 90 - **160** - 220 | V: 60 - **130** - 170 | V: 90 – **140** - 220 | V: 20 - **40** - 60 |
| 0.2 - 0.6 | 0.2 - 1.0 | CU1225 | ● | ◒ | ◒ | |
| | | CU1125U | ● | ◒ | ● | |
| | | CU1125 | ● | ◒ | ● | |
| | | CU1220 | ● | ◒ | ● | |
| | | CM1225 | ◒ | ● | | ◒ |
| | | CS1125 | | ● | | ● |

## SOMT14

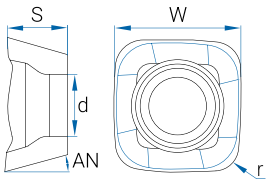


| Наименование | W | S | d | R | AN | CM1125 | CM1225 | CM2135 | CU1125 | CU1125U | CU1215 | CU1220 | CU1225 | CU1225U | CS1110 | CS1125 | CS1130 | CS1130A | CH1005 |
|---|---|---|---|---|---|---|---|---|---|---|---|---|---|---|---|---|---|---|---|
| SOMT140520ER-CMG | 14.76 | 5.56 | 5.8 | 2 | 16 | | ● | | ● | ● | | ● | | | | | ● | ● | |
| SOMT140520ER-CL | 14.76 | 5.56 | 5.8 | 2 | 16 | | | | ● | | | | ● | | | | ● | ● | |

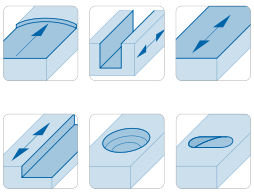

| Режимы | | Материал: | P | M | K | S |
|---|---|---|---|---|---|---|
| Ap | Fz | Сплав | V: 90 - **160** - 220 | V: 60 - **130** - 170 | V: 90 – **140** - 220 | V: 20 - **40** - 60 |
| 0.50 - 2.00 | 0.44 - 2.0 | CU1225 | ● | ◒ | ◒ | |
| | | CU1125U | ● | ◒ | ● | |
| | | CU1125 | ● | ◒ | ● | |
| | | CU1220 | ● | ◒ | ● | |
| | | CM1225 | ◒ | ● | | ◒ |
| | | CS1125 | | ● | | ● |

# E90JD07...M

## Фрезерование уступов и пазов

- Предназначены для обработки материалов групп:
  P M K S
- Диаметр фрез от 8мм.
- Пластины с двумя позитивными режущими кромками

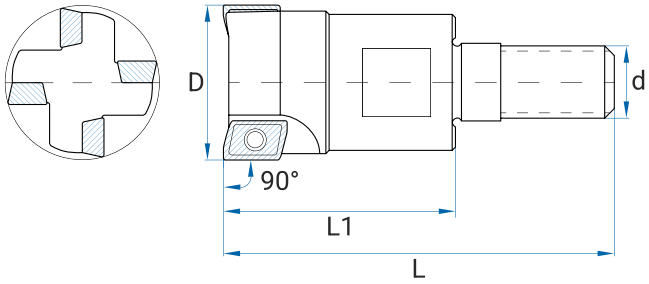


| Модель | Z | D | L1 | L | M | Пластина | Винт | Ключ |
|---|---|---|---|---|---|---|---|---|
| 1E90JD07-08-17/M04 | 1 | 8 | 17 | 28 | 04 | JDMT | SJD07 | T6 |
| 1E90JD07-09-17/M04 | 1 | 9 | 17 | 28 | 04 | | | |
| 2E90JD07-10-17/M05 | 2 | 10 | 17 | 29 | 05 | | | |
| 2E90JD07-11-17/M05 | 2 | 11 | 17 | 29 | 05 | | | |
| 3E90JD07-12-17/M06 | 3 | 12 | 17 | 32 | 06 | | | |
| 3E90JD07-13-17/M06 | 3 | 13 | 17 | 32 | 06 | | | |
| 3E90JD07-14-17/M06 | 3 | 14 | 17 | 32 | 06 | | | |
| 3E90JD07-15-17/M06 | 3 | 15 | 17 | 32 | 06 | | | |
| 4E90JD07-16-25/M08 | 4 | 16 | 25 | 43 | 08 | | | |
| 4E90JD07-17-25/M08 | 4 | 17 | 25 | 43 | 08 | | | |

## JDMT

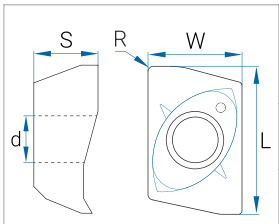


| Наименование | W | S | L | d | R | CM1125 | CM1225 | CM2135 | CU1125 | CU1125U | CU1215 | CU1220 | CU1225 | CU1225U | CS1110 | CS1125 | CS1130 | CS1130A | CH1005 |
|---|---|---|---|---|---|---|---|---|---|---|---|---|---|---|---|---|---|---|---|
| JDMT070204 | 4.25 | 2.45 | 6,84 | 1,9 | 0.4 | | ● | | ● | ● | | ● | ● | | | | | | ● |
| JDMT070208 | 4.25 | 2.45 | 6,84 | 1,9 | 0.8 | | ● | | ● | ● | | ● | ● | | ● | | | | ● |

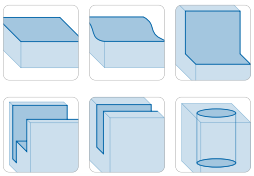

| Режимы | | Материал: | P | M | K | S |
|---|---|---|---|---|---|---|
| Ap | Fz | Сплав | V: 90 - **160** - 220 | V: 70 - **140** - 190 | V: 100 – **130** - 220 | V: 15 - **35** - 50 |
| 0.3 - 4.0 | 0.06 - 0.18 | CU1220 | ● | ◒ | | |
| | | CU1125 | ● | ◒ | ◒ | |
| | | CM1225 | | ● | | ◒ |
| | | CS1110 | | ◒ | | ● |

# E90JD07

## Фрезерование уступов и пазов

— Предназначены для обработки материалов групп:
P M K S

— Диаметр фрез от 10мм.

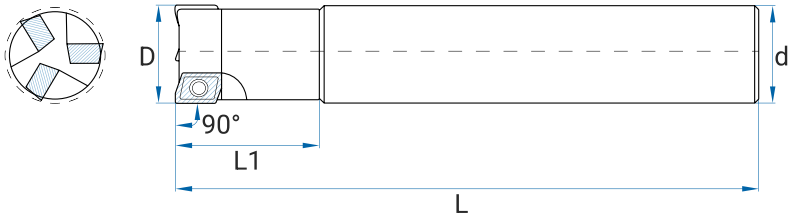


| Модель | Z | D | d | L1 | L | Пластина | Винт | Ключ |
|---|---|---|---|---|---|---|---|---|
| 1E90JD07-08-d10-17/100 | 1 | 08 | 10 | 17 | 100 | JDMT | SJD07 | T6 |
| 1E90JD07-10-d10-19/100 | 1 | 10 | 10 | 19 | 100 | | | |
| 2E90JD07-10-d10-22/100 | 2 | 10 | 10 | 22 | 100 | | | |
| 2E90JD07-10-d10-22/120 | 2 | 10 | 10 | 22 | 120 | | | |
| 2E90JD07-11-d10-20/100 | 2 | 11 | 10 | 22 | 100 | | | |
| 2E90JD07-11-d10-20/120 | 2 | 11 | 10 | 22 | 120 | | | |
| 3E90JD07-12-d12-26/80 | 3 | 12 | 12 | 26 | 80 | | | |
| 3E90JD07-12-d12-26/100 | 3 | 12 | 12 | 26 | 100 | | | |
| 3E90JD07-12-d12-26/120 | 3 | 12 | 12 | 26 | 120 | | | |
| 3E90JD07-13-d12-13/120 | 3 | 13 | 12 | 13 | 120 | | | |
| 3E90JD07-14-d14-30/100 | 3 | 14 | 14 | 30 | 100 | | | |
| 3E90JD07-14-d12-30/120 | 3 | 14 | 14 | 30 | 120 | | | |
| 3E90JD07-14-d12-30/160 | 3 | 14 | 14 | 30 | 160 | | | |
| 3E90JD07-15-d14-30/120 | 3 | 15 | 14 | 30 | 120 | | | |
| 3E90JD07-15-d14-30/160 | 3 | 15 | 14 | 30 | 160 | | | |
| 4E90JD07-16-d16-35/100 | 4 | 16 | 16 | 35 | 100 | | | |
| 4E90JD07-16-d16-35/120 | 4 | 16 | 16 | 35 | 120 | | | |
| 4E90JD07-16-d16-35/160 | 4 | 16 | 16 | 35 | 160 | | | |
| 4E90JD07-17-d16-35/120 | 4 | 17 | 16 | 35 | 120 | | | |
| 4E90JD07-17-d16-35/160 | 4 | 17 | 16 | 35 | 160 | | | |

## JDMT

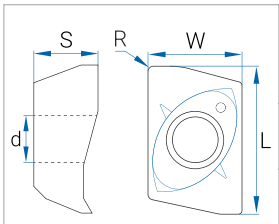


| Наименование | W | S | L | d | R | CM1125 | CM1225 | CM2135 | CU1125 | CU1125U | CU1215 | CU1220 | CU1225 | CU1225U | CS1110 | CS1125 | CS1130 | CS1130A | CH1005 |
|---|---|---|---|---|---|---|---|---|---|---|---|---|---|---|---|---|---|---|---|
| JDMT070204 | 4.25 | 2.45 | 6,84 | 1,9 | 0.4 | | ● | | ● | ● | | ● | ● | | | | | | ● |
| JDMT070208 | 4.25 | 2.45 | 6,84 | 1,9 | 0.8 | | ● | | ● | ● | | ● | ● | | ● | | | | ● |

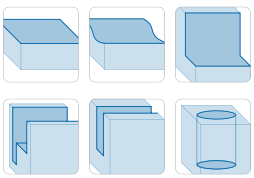

| Режимы | | Материал: | P | M | K | S |
|---|---|---|---|---|---|---|
| Ap | Fz | Сплав | V: 90 - **160** - 220 | V: 70 - **140** - 190 | V: 100 – **130** - 220 | V: 15 - **35** - 50 |
| 0.3 - 4.0 | 0.06 - 0.18 | CU1220 | ● | ◒ | | |
| | | CU1125 | ● | ◒ | ◒ | |
| | | CM1225 | | ● | | ◒ |
| | | CS1110 | | ◒ | | ● |

## Фрезерование уступов и пазов

— Предназначены для обработки материалов групп:
P M K S

— Диаметр фрез от 11мм.




| Модель | Z | D | L | d | L1 | L2 | Пластина | Винт | Ключ |
|---|---|---|---|---|---|---|---|---|---|
| BAP 300R-11-100-C10-1T | 1 | 11 | 100 | 10 | 35 | 65 | APMT1135 | M2.5*6 | T8 |
| BAP 300R-11-130-C10-1T | 1 | 11 | 130 | 10 | 35 | 95 | | | |
| BAP 300R-11-150-C10-1T | 1 | 11 | 150 | 10 | 35 | 115 | | | |
| BAP 300R-14-150-C14-1T | 1 | 14 | 150 | 14 | 35 | 115 | | | |
| BAP 300R-14-200-C14-1T | 1 | 14 | 200 | 14 | 35 | 165 | | | |
| BAP 300R-15-150-C15-2T | 2 | 15 | 150 | 15 | 35 | 115 | | | |
| BAP 300R-15-200-C15-2T | 2 | 15 | 200 | 15 | 35 | 165 | | | |
| BAP 300R-18-150-C16-2T | 2 | 18 | 150 | 16 | 35 | 115 | | | |
| BAP 300R-18-200-C16-2T | 2 | 18 | 200 | 16 | 35 | 165 | | | |
| BAP 300R-18-250-C16-2T | 2 | 18 | 250 | 16 | 35 | 215 | | | |
| BAP 300R-19-150-C19-2T | 2 | 19 | 150 | 19 | 45 | 105 | | | |
| BAP 300R-19-200-C19-2T | 2 | 19 | 200 | 19 | 45 | 155 | | | |
| BAP 300R-19-250-C19-2T | 2 | 19 | 250 | 19 | 45 | 205 | | | |
| BAP 300R-22-150-C20-2T | 2 | 22 | 150 | 20 | 45 | 105 | | | |
| BAP 300R-22-200-C20-2T | 2 | 22 | 200 | 20 | 45 | 155 | | | |
| BAP 300R-22-250-C20-2T | 2 | 22 | 250 | 20 | 45 | 205 | | | |
| BAP 300R-26-150-C25-3T | 3 | 26 | 150 | 25 | 45 | 105 | | | |
| BAP 300R-26-200-C25-3T | 3 | 26 | 200 | 25 | 45 | 155 | | | |
| BAP 300R-26-250-C25-3T | 3 | 26 | 250 | 25 | 45 | 205 | | | |
| BAP 300R-26-300-C25-3T | 3 | 26 | 300 | 25 | 45 | 255 | | | |
| BAP 300R-27-150-C25-3T | 3 | 27 | 150 | 25 | 45 | 105 | | | |
| BAP 300R-27-200-C25-3T | 3 | 27 | 200 | 25 | 45 | 155 | | | |
| BAP 300R-27-250-C25-3T | 3 | 27 | 250 | 25 | 45 | 205 | | | |
| BAP 300R-28-150-C25-3T | 3 | 28 | 150 | 25 | 45 | 105 | | | |
| BAP 300R-28-200-C25-3T | 3 | 28 | 200 | 25 | 45 | 155 | | | |
| BAP 300R-28-250-C25-3T | 3 | 28 | 250 | 25 | 45 | 205 | | | |
| BAP 300R-29-150-C25-3T | 3 | 29 | 150 | 25 | 45 | 105 | | | |
| BAP 300R-29-200-C25-3T | 3 | 29 | 200 | 25 | 45 | 155 | | | |
| BAP 300R-29-250-C25-3T | 3 | 29 | 250 | 25 | 45 | 205 | | | |
| BAP 300R-30-150-C25-3T | 3 | 30 | 150 | 25 | 45 | 105 | | | |
| BAP 300R-30-200-C25-3T | 3 | 30 | 200 | 25 | 45 | 155 | | | |
| BAP 300R-30-250-C25-3T | 3 | 30 | 250 | 25 | 45 | 205 | | | |
| BAP 300R-32-150-C32-4T | 4 | 32 | 150 | 25 | 45 | 105 | | | |
| BAP 300R-32-200-C32-4T | 4 | 32 | 200 | 32 | 45 | 155 | | | |
| BAP 300R-32-250-C32-4T | 4 | 32 | 250 | 32 | 45 | 205 | | | |
| BAP 300R-40-150-C32-4T | 4 | 40 | 150 | 32 | 45 | 105 | | | |
| BAP 300R-40-200-C32-4T | 4 | 40 | 200 | 32 | 45 | 155 | | | |
| BAP 300R-50-150-C32-5T | 5 | 50 | 150 | 32 | 45 | 105 | | | |
| BAP 300R-50-200-C32-5T | 5 | 50 | 200 | 32 | 45 | 155 | | | |
| BAP 300R-10-100-C10-1T | 1 | 10 | 100 | 10 | 30 | 70 | | | |
| BAP 300R-10-130-C10-1T | 1 | 10 | 130 | 10 | 30 | 100 | | | |
| BAP 300R-10-150-C10-1T | 1 | 10 | 150 | 10 | 30 | 120 | | | |
| BAP 300R-12-100-C12-1T | 1 | 12 | 100 | 12 | 30 | 70 | | | |
| BAP 300R-12-120-C12-1T | 1 | 12 | 120 | 12 | 30 | 90 | | | |
| BAP 300R-12-130-C12-1T | 1 | 12 | 130 | 12 | 30 | 100 | | | |
| BAP 300R-12-150-C12-1T | 1 | 12 | 150 | 12 | 30 | 120 | | | |
| BAP 300R-12-200-C12-1T | 1 | 12 | 200 | 12 | 30 | 170 | | | |
| BAP 300R-13-100-C12-1T | 1 | 13 | 100 | 12 | 30 | 70 | | | |
| BAP 300R-13-120-C12-1T | 1 | 13 | 120 | 12 | 30 | 90 | | | |
| BAP 300R-13-150-C12-1T | 1 | 13 | 150 | 12 | 30 | 120 | | | |

| Модель | Z | D | L | d | L1 | L2 | Пластина | Винт | Ключ |
|---|---|---|---|---|---|---|---|---|---|
| BAP 300R-16-150-C15-2T | 2 | 16 | 150 | 15 | 40 | 110 | | | |
| BAP 300R-16-200-C15-2T | 2 | 16 | 200 | 15 | 40 | 160 | | | |
| BAP 300R-16-250-C15-2T | 2 | 16 | 250 | 15 | 40 | 210 | | | |
| BAP 300R-16-150-C15.6-2T | 2 | 16 | 150 | 15.6 | 40 | 110 | | | |
| BAP 300R-16-200-C15.6-2T | 2 | 16 | 200 | 15.6 | 40 | 160 | | | |
| BAP 300R-16-250-C15.6-2T | 2 | 16 | 250 | 15.6 | 40 | 210 | | | |
| BAP 300R-16-120-C16-2T | 2 | 16 | 120 | 16 | 30 | 90 | | | |
| BAP 300R-16-150-C16-2T | 2 | 16 | 150 | 16 | 30 | 120 | | | |
| BAP 300R-16-200-C16-2T | 2 | 16 | 200 | 16 | 40 | 160 | | | |
| BAP 300R-16-200-C16-2T | 2 | 16 | 200 | 16 | 40 | 160 | | | |
| BAP 300R-16-300-C16-2T | 2 | 16 | 300 | 16 | 50 | 250 | | | |
| BAP 300R-17-120-C16-2T | 2 | 17 | 120 | 16 | 30 | 90 | | | |
| BAP 300R-17-150-C16-2T | 2 | 17 | 150 | 16 | 40 | 110 | | | |
| BAP 300R-17-160-C16-2T | 2 | 17 | 160 | 16 | 40 | 120 | | | |
| BAP 300R-17-200-C16-2T | 2 | 17 | 200 | 16 | 40 | 160 | | | |
| BAP 300R-20-150-C19-2T | 2 | 20 | 150 | 19 | 40 | 110 | | | |
| BAP 300R-20-200-C19-2T | 2 | 20 | 200 | 19 | 50 | 150 | | | |
| BAP 300R-20-120-C20-2T | 2 | 20 | 120 | 20 | 30 | 90 | | | |
| BAP 300R-20-150-C20-2T | 2 | 20 | 150 | 20 | 40 | 110 | | | |
| BAP 300R-20-160-C20-2T | 2 | 20 | 160 | 20 | 40 | 120 | APMT1135 | M2.5*6 | T8 |
| BAP 300R-20-200-C20-2T | 2 | 20 | 200 | 20 | 50 | 150 | | | |
| BAP 300R-20-250-C19-2T | 2 | 20 | 250 | 19 | 50 | 200 | | | |
| BAP 300R-20-250-C20-2T | 2 | 20 | 250 | 20 | 50 | 200 | | | |
| BAP 300R-20-300-C20-2T | 2 | 20 | 300 | 20 | 50 | 250 | | | |
| BAP 300R-21-150-C20-2T | 2 | 21 | 150 | 20 | 40 | 110 | | | |
| BAP 300R-21-200-C20-2T | 2 | 21 | 200 | 20 | 50 | 150 | | | |
| BAP 300R-21-250-C19-2T | 2 | 21 | 250 | 19 | 50 | 200 | | | |
| BAP 300R-21-250-C20-2T | 2 | 21 | 250 | 20 | 50 | 200 | | | |
| BAP 300R-21-300-C20-2T | 2 | 21 | 300 | 20 | 50 | 250 | | | |
| BAP 300R-25-150-C24-3T | 3 | 25 | 150 | 24 | 50 | 100 | | | |
| BAP 300R-25-160-C24-3T | 3 | 25 | 160 | 24 | 50 | 110 | | | |
| BAP 300R-25-200-C24-3T | 3 | 25 | 200 | 24 | 50 | 150 | | | |
| BAP 300R-25-250-C24-3T | 3 | 25 | 250 | 24 | 50 | 200 | | | |
| BAP 300R-25-300-C24-3T | 3 | 25 | 300 | 24 | 50 | 250 | | | |
| BAP 300R-25-150-C25-3T | 3 | 25 | 150 | 25 | 50 | 100 | | | |
| BAP 300R-25-160-C25-3T | 3 | 25 | 160 | 25 | 50 | 110 | | | |
| BAP 300R-25-200-C25-3T | 3 | 25 | 200 | 25 | 50 | 150 | | | |
| BAP 300R-25-250-C25-3T | 3 | 25 | 250 | 25 | 50 | 200 | | | |
| BAP 300R-25-300-C25-3T | 3 | 25 | 300 | 25 | 50 | 250 | | | |

## APMT1135

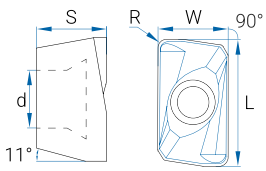


| Наименование | W | L | S | R | CM1125 | CM1225 | CM2135 | CU1125 | CU1125U | CU1215 | CU1220 | CU1225 | CU1225U | CS1110 | CS1125 | CS1130 | CS1130A | CH1005 | CH1040 |
|---|---|---|---|---|---|---|---|---|---|---|---|---|---|---|---|---|---|---|---|
| APMT1135PDER-CS | 6.2 | 11.35 | 3.5 | 0.8 | | ● | | ● | | | ● | ● | ● | ● | ● | | | ● | ● |
| APMT1135PDER-CMG | 6.2 | 11.35 | 3.5 | 0.8 | | ● | | ● | ● | | ● | ● | ● | | | | | | |
| APMT1135PDER-M2 | 6.2 | 11.35 | 3.5 | 0.8 | | ● | | ● | | | ● | ● | ● | ● | | | | | |
| APMT1135PDER-CHH | 6.2 | 11.35 | 3.5 | 0.8 | | ● | | ● | ● | | ● | ● | ● | ● | ● | | | ● | |

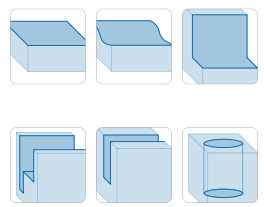

| Режимы | | Материал: | P | M | K | S |
|---|---|---|---|---|---|---|
| Ap | Fz | Сплав | V: 90 - **160** - 220 | V: 70 - **130** - 190 | V: 100 – **130** - 220 | V: 15 - **35** - 50 |
| 2.50 - 7.50 | 0.05 - 0.25 | CU1225 | ● | ◒ | ◒ | |
| | | CU1125U | ● | ◒ | ● | |
| | | CU1125 | ● | ◒ | ● | |
| | | CU1220 | ● | ◒ | ● | |
| | | CM1125 | ◒ | ● | | ◒ |
| | | CS1125 | | ● | | ● |

## Фрезерование уступов и пазов

— Предназначены для обработки материалов групп:
P M S K

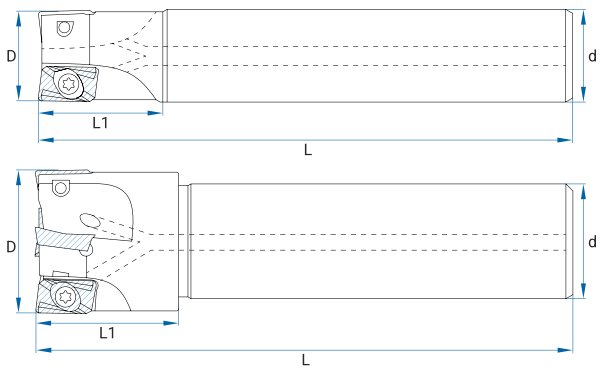


| Модель | Z | D | L | d | L1 | Пластина | Винт | Ключ |
|---|---|---|---|---|---|---|---|---|
| BAP300R-10-100-C10-1T-C | 1 | 10 | 100 | 10 | 25 | APMT1135 | M2.5*5 | T8 |
| BAP300R-10-130-C10-1T-C | 1 | 10 | 130 | 10 | 25 | | | |
| BAP300R-10-150-C10-1T-C | 1 | 10 | 150 | 10 | 25 | | | |
| BAP300R-11-100-C10-1T-C | 1 | 11 | 100 | 10 | 25 | | | |
| BAP300R-11-130-C10-1T-C | 1 | 11 | 130 | 10 | 25 | | | |
| BAP300R-11-150-C10-1T-C | 1 | 11 | 150 | 10 | 25 | | | |
| BAP300R-12-100-C12-1T-C | 1 | 12 | 100 | 12 | 25 | | | |
| BAP300R-12-130-C12-1T-C | 1 | 12 | 130 | 12 | 25 | | | |
| BAP300R-12-150-C12-1T-C | 1 | 12 | 150 | 12 | 25 | | | |
| BAP300R-12-200-C12-1T-C | 1 | 12 | 200 | 12 | 25 | | | |
| BAP300R-13-100-C12-1T-C | 1 | 13 | 100 | 12 | 25 | | | |
| BAP300R-13-130-C12-1T-C | 1 | 13 | 130 | 12 | 25 | | | |
| BAP300R-13-150-C12-1T-C | 1 | 13 | 150 | 12 | 25 | | | |
| BAP300R-14-150-C14-1T-C | 1 | 14 | 150 | 14 | 25 | | | |
| BAP300R-14-200-C14-1T-C | 1 | 14 | 200 | 14 | 25 | | | |
| BAP300R-15-150-C15-1T-C | 1 | 15 | 150 | 15 | 25 | | | |
| BAP300R-15-200-C15-1T-C | 1 | 15 | 200 | 15 | 25 | | | |
| BAP300R-16-150-C15-2T-C | 2 | 16 | 150 | 15 | 25 | | | |
| BAP300R-16-200-C15-2T-C | 2 | 16 | 200 | 15 | 25 | | | |
| BAP300R-16-250-C15-2T-C | 2 | 16 | 250 | 15 | 25 | | | |
| BAP300R-16-150-C15.6-2T-C | 2 | 16 | 150 | 15.6 | 25 | | | |
| BAP300R-16-200-C15.6-2T-C | 2 | 16 | 200 | 15.6 | 25 | | | |
| BAP300R-16-250-C15.6-2T-C | 2 | 16 | 250 | 15.6 | 25 | | | |
| BAP300R-16-120-C16-2T-C | 2 | 16 | 120 | 16 | 25 | | | |
| BAP300R-16-150-C16-2T-C | 2 | 16 | 150 | 16 | 25 | | | |
| BAP300R-16-200-C16-2T-C | 2 | 16 | 200 | 16 | 25 | | | |
| BAP300R-16-250-C16-2T-C | 2 | 16 | 250 | 16 | 25 | | | |
| BAP300R-16-300-C16-2T-C | 2 | 16 | 300 | 16 | 25 | | | |

## APMT1135

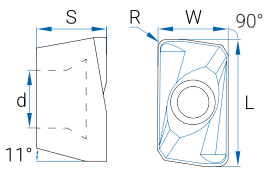


| Наименование | W | L | S | R | CM1125 | CM1225 | CM2135 | CU1125 | CU1125U | CU1215 | CU1220 | CU1225 | CU1225U | CS1110 | CS1125 | CS1130 | CS1130A | CH1005 | CH1040 |
|---|---|---|---|---|---|---|---|---|---|---|---|---|---|---|---|---|---|---|---|
| APMT1135PDER-CS | 6.2 | 11.35 | 3.5 | 0.8 | | ● | | ● | | | ● | ● | ● | ● | ● | | | ● | ● |
| APMT1135PDER-CMG | 6.2 | 11.35 | 3.5 | 0.8 | | ● | | ● | ● | | ● | ● | ● | | | | | | |
| APMT1135PDER-M2 | 6.2 | 11.35 | 3.5 | 0.8 | | ● | | ● | | | ● | ● | ● | ● | | | | | |
| APMT1135PDER-CHH | 6.2 | 11.35 | 3.5 | 0.8 | | ● | | ● | ● | | ● | ● | ● | ● | ● | | | ● | |

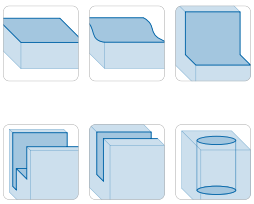

| Режимы | | Материал: | P | M | K | S |
|---|---|---|---|---|---|---|
| Ap | Fz | Сплав | V: 90 - **160** - 220 | V: 70 - **130** - 190 | V: 100 – **130** - 220 | V: 15 - **35** - 50 |
| 2.50 - 7.50 | 0.05 - 0.25 | CU1225 | ● | ◒ | ◒ | |
| | | CU1125U | ● | ◒ | ● | |
| | | CU1125 | ● | ◒ | ● | |
| | | CU1220 | ● | ◒ | ● | |
| | | CM1125 | ◒ | ● | | ◒ |
| | | CS1125 | | ● | | ● |

## Фрезерование уступов и пазов

— Предназначены для обработки материалов групп:
P M S K

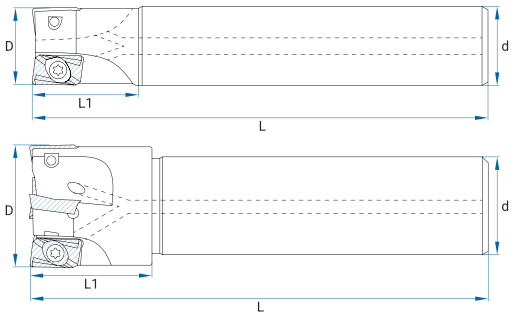


| Модель | Z | D | L | d | L1 | Пластина | Винт | Ключ |
|---|---|---|---|---|---|---|---|---|
| BAP300R-17-150-C16-2T-C | 2 | 17 | 150 | 16 | 25 | APMT1135 | M2.5*5 | T8 |
| BAP300R-17-200-C16-2T-C | 2 | 17 | 200 | 16 | 25 | | | |
| BAP300R-18-150-C16-2T-C | 2 | 18 | 150 | 16 | 25 | | | |
| BAP300R-18-200-C16-2T-C | 2 | 18 | 200 | 16 | 25 | | | |
| BAP300R-18-250-C16-2T-C | 2 | 18 | 250 | 16 | 25 | | | |
| BAP300R-19-150-C19-2T-C | 2 | 19 | 150 | 19 | 25 | | | |
| BAP300R-19-200-C19-2T-C | 2 | 19 | 200 | 19 | 25 | | | |
| BAP300R-19-250-C19-2T-C | 2 | 19 | 250 | 19 | 25 | | | |
| BAP300R-20-150-C19-3T-C | 3 | 20 | 150 | 19 | 30 | | | |
| BAP300R-20-200-C19-3T-C | 3 | 20 | 200 | 19 | 30 | | | |
| BAP300R-20-120-C20-3T-C | 3 | 20 | 120 | 20 | 30 | | | |
| BAP300R-20-150-C20-3T-C | 3 | 20 | 150 | 20 | 30 | | | |
| BAP300R-20-200-C20-3T-C | 3 | 20 | 200 | 20 | 30 | | | |
| BAP300R-20-250-C20-3T-C | 3 | 20 | 250 | 20 | 30 | | | |
| BAP300R-20-300-C20-3T-C | 3 | 20 | 300 | 20 | 30 | | | |
| BAP300R-21-150-C20-3T-C | 3 | 21 | 150 | 20 | 30 | | | |
| BAP300R-21-200-C20-3T-C | 3 | 21 | 200 | 20 | 30 | | | |
| BAP300R-21-250-C20-3T-C | 3 | 21 | 250 | 20 | 30 | | | |
| BAP300R-21-300-C20-3T-C | 3 | 21 | 300 | 20 | 30 | | | |
| BAP300R-22-150-C20-3T-C | 3 | 22 | 150 | 20 | 30 | | | |
| BAP300R-22-200-C20-3T-C | 3 | 22 | 200 | 20 | 30 | | | |
| BAP300R-22-250-C20-3T-C | 3 | 22 | 250 | 20 | 30 | | | |
| BAP300R-25-150-C24-4T-C | 4 | 25 | 150 | 24 | 35 | | | |
| BAP300R-25-200-C24-4T-C | 4 | 25 | 200 | 24 | 35 | | | |
| BAP300R-25-250-C24-4T-C | 4 | 25 | 250 | 24 | 35 | | | |
| BAP300R-25-300-C24-4T-C | 4 | 25 | 300 | 24 | 35 | | | |
| BAP300R-25-150-C25-4T-C | 4 | 25 | 150 | 25 | 35 | | | |
| BAP300R-25-200-C25-4T-C | 4 | 25 | 200 | 25 | 35 | | | |
| BAP300R-25-250-C25-4T-C | 4 | 25 | 250 | 25 | 35 | | | |
| BAP300R-25-300-C25-4T-C | 4 | 25 | 300 | 25 | 35 | | | |

## APMT1135

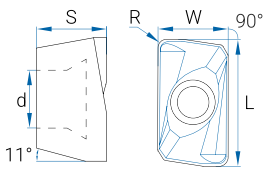


| Наименование | W | L | S | R | CM1125 | CM1225 | CM2135 | CU1125 | CU1125U | CU1215 | CU1220 | CU1225 | CU1225U | CS1110 | CS1125 | CS1130 | CS1130A | CH1005 | CH1040 |
|---|---|---|---|---|---|---|---|---|---|---|---|---|---|---|---|---|---|---|---|
| APMT1135PDER-CS | 6.2 | 11.35 | 3.5 | 0.8 | | ● | | ● | | | ● | ● | ● | ● | ● | | | ● | ● |
| APMT1135PDER-CMG | 6.2 | 11.35 | 3.5 | 0.8 | | ● | | ● | ● | | ● | ● | ● | | | | | | |
| APMT1135PDER-M2 | 6.2 | 11.35 | 3.5 | 0.8 | | ● | | ● | | | ● | ● | ● | ● | | | | | |
| APMT1135PDER-CHH | 6.2 | 11.35 | 3.5 | 0.8 | | ● | | ● | ● | | ● | ● | ● | ● | ● | | | ● | |

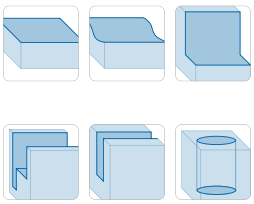

| Режимы | | Материал: | P | M | K | S |
|---|---|---|---|---|---|---|
| Ap | Fz | Сплав | V: 90 - **160** - 220 | V: 70 - **130** - 190 | V: 100 – **130** - 220 | V: 15 - **35** - 50 |
| 2.50 - 7.50 | 0.05 - 0.25 | CU1225 | ● | ◒ | ◒ | |
| | | CU1125U | ● | ◒ | ● | |
| | | CU1125 | ● | ◒ | ● | |
| | | CU1220 | ● | ◒ | ● | |
| | | CM1125 | ◒ | ● | | ◒ |
| | | CS1125 | | ● | | ● |

# BAP300

## Фрезерование уступов и пазов

— Предназначены для обработки материалов групп:
P M S K

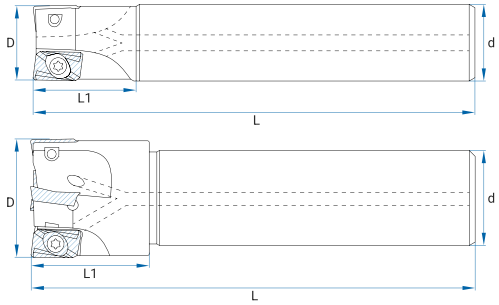


| Модель | Z | D | L | d | L1 | Пластина | Винт | Ключ |
|---|---|---|---|---|---|---|---|---|
| BAP300R-26-150-C25-4T-C | 4 | 26 | 150 | 25 | 35 | APMT1135 | M2.5*0.45*6.5 | T8 |
| BAP300R-26-200-C25-4T-C | 4 | 26 | 200 | 25 | 35 | | | |
| BAP300R-26-250-C25-4T-C | 4 | 26 | 250 | 25 | 35 | | | |
| BAP300R-26-300-C25-4T-C | 4 | 26 | 150 | 25 | 35 | | | |
| BAP300R-27-150-C25-4T-C | 4 | 27 | 200 | 25 | 35 | | | |
| BAP300R-27-200-C25-4T-C | 4 | 27 | 250 | 25 | 35 | | | |
| BAP300R-27-250-C25-4T-C | 4 | 27 | 150 | 25 | 35 | | | |
| BAP300R-28-150-C25-4T-C | 4 | 28 | 200 | 25 | 35 | | | |
| BAP300R-28-200-C25-4T-C | 4 | 28 | 250 | 25 | 35 | | | |
| BAP300R-28-250-C25-4T-C | 4 | 28 | 150 | 25 | 35 | | | |
| BAP300R-29-150-C25-4T-C | 4 | 29 | 200 | 25 | 35 | | | |
| BAP300R-29-200-C25-4T-C | 4 | 29 | 150 | 25 | 35 | | | |
| BAP300R-29-250-C25-4T-C | 4 | 29 | 200 | 25 | 35 | | | |
| BAP300R-30-150-C25-4T-C | 4 | 30 | 250 | 25 | 35 | | | |
| BAP300R-30-200-C25-4T-C | 4 | 30 | 300 | 25 | 35 | | | |
| BAP300R-30-250-C25-4T-C | 4 | 30 | 150 | 25 | 35 | | | |
| BAP300R-32-150-C32-5T-C | 5 | 32 | 200 | 32 | 35 | | | |
| BAP300R-32-200-C32-5T-C | 5 | 32 | 250 | 32 | 35 | | | |
| BAP300R-32-250-C32-5T-C | 5 | 32 | 300 | 32 | 35 | | | |
| BAP300R-33-150-C32-5T-C | 5 | 33 | 150 | 32 | 40 | | | |
| BAP300R-33-200-C32-5T-C | 5 | 33 | 200 | 32 | 40 | | | |
| BAP300R-33-250-C32-5T-C | 5 | 33 | 250 | 32 | 40 | | | |
| BAP300R-35-150-C32-5T-C | 5 | 35 | 150 | 32 | 40 | | | |
| BAP300R-35-200-C32-5T-C | 5 | 35 | 200 | 32 | 40 | | | |
| BAP300R-35-250-C32-5T-C | 5 | 35 | 250 | 32 | 40 | | | |
| BAP300R-35-300-C32-5T-C | 5 | 35 | 150 | 32 | 40 | | | |
| BAP300R-40-150-C32-6T-C | 6 | 40 | 200 | 32 | 40 | | | |
| BAP300R-40-200-C32-6T-C | 6 | 40 | 200 | 32 | 40 | | | |
| BAP300R-50-150-C32-7T-C | 7 | 50 | 150 | 32 | 40 | | | |
| BAP300R-50-200-C32-7T-C | 7 | 40 | 200 | 32 | 40 | | | |
| BAP300R-63-150-C32-8T-C | 8 | 63 | 250 | 32 | 40 | | | |

## APMT1135

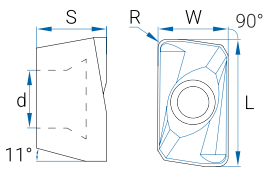


| Наименование | W | L | S | R | CM1125 | CM1225 | CM2135 | CU1125 | CU1125U | CU1215 | CU1220 | CU1225 | CU1225U | CS1110 | CS1125 | CS1130 | CS1130A | CH1005 | CH1040 |
|---|---|---|---|---|---|---|---|---|---|---|---|---|---|---|---|---|---|---|---|
| APMT1135PDER-CS | 6.2 | 11.35 | 3.5 | 0.8 | | ● | | ● | | | ● | ● | ● | ● | ● | | | ● | ● |
| APMT1135PDER-CMG | 6.2 | 11.35 | 3.5 | 0.8 | | ● | | ● | ● | | ● | ● | ● | | | | | | |
| APMT1135PDER-M2 | 6.2 | 11.35 | 3.5 | 0.8 | | ● | | ● | | | ● | ● | ● | ● | | | | | |
| APMT1135PDER-CHH | 6.2 | 11.35 | 3.5 | 0.8 | | ● | | ● | ● | | ● | ● | ● | ● | ● | | | ● | |

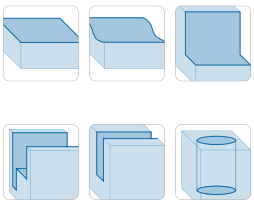

| Режимы | | Материал: | P | M | K | S |
|---|---|---|---|---|---|---|
| Ap | Fz | Сплав | V: 90 - **160** - 220 | V: 70 - **130** - 190 | V: 100 – **130** - 220 | V: 15 - **35** - 50 |
| 2.50 - 7.50 | 0.05 - 0.25 | CU1225 | ● | ◒ | ◒ | |
| | | CU1125U | ● | ◒ | ● | |
| | | CU1125 | ● | ◒ | ● | |
| | | CU1220 | ● | ◒ | ● | |
| | | CM1125 | ◒ | ● | | ◒ |
| | | CS1125 | | ● | | ● |

## Фрезерование уступов и пазов

— Предназначены для обработки материалов групп:

P M S K

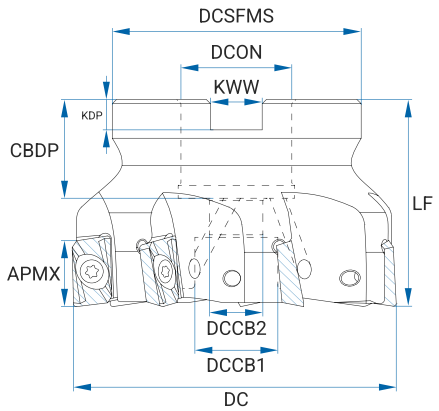


| Модель | CICT | DC | LF | DCON | DCSFMS | KWW | KDP | CBDP | DCCB1 | DCCB2 | Пластина | Винт | Ключ |
|---|---|---|---|---|---|---|---|---|---|---|---|---|---|
| BAP300R-040-B16-6T-C | 6 | 40 | 40 | 16 | 37 | 8.4 | 5.6 | 19 | 14 | 9 | APMT1135 | M2*0.45*6.5 | T8 |
| BAP300R-050-B22-7T-C | 7 | 50 | 40 | 22 | 41 | 10.4 | 6.3 | 20 | 17 | 11 | | | |
| BAP300R-063-B22-8T-C | 8 | 63 | 40 | 22 | 48 | 10.4 | 6.3 | 20 | 17 | 11 | | | |
| BAP300R-063-A25.4-8T-C | 8 | 63 | 40 | 25.4 | 48 | 9.5 | 6 | 24 | 20 | 13 | | | |
| BAP300R-080-B27-10T-C | 10 | 80 | 40 | 27 | 60 | 12.4 | 7 | 24 | 20 | 13 | | | |
| BAP300R-080-A25.4-10T-C | 10 | 80 | 40 | 25.4 | 60 | 9.5 | 6 | 26 | 20 | 13 | | | |
| BAP300R-100-B32-12T-C | 12 | 100 | 40 | 32 | 70 | 14.4 | 8 | 28 | 46 | — | | | |
| BAP300R-100-A31.75-12T-C | 12 | 100 | 40 | 31.75 | 70 | 12.7 | 8 | 30 | 46 | — | | | |

## APMT1135

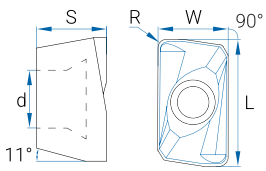


| Наименование | W | L | S | R | CM1125 | CM1225 | CM2135 | CU1125 | CU1125U | CU1215 | CU1220 | CU1225 | CU1225U | CS1110 | CS1125 | CS1130 | CS1130A | CH1005 | CH1040 |
|---|---|---|---|---|---|---|---|---|---|---|---|---|---|---|---|---|---|---|---|
| APMT1135PDER-CS | 6.2 | 11.35 | 3.5 | 0.8 | | ● | | ● | | | ● | ● | ● | ● | ● | | | ● | ● |
| APMT1135PDER-CMG | 6.2 | 11.35 | 3.5 | 0.8 | | ● | | ● | ● | | ● | ● | ● | | | | | | |
| APMT1135PDER-M2 | 6.2 | 11.35 | 3.5 | 0.8 | | ● | | ● | | | ● | ● | ● | ● | | | | | |
| APMT1135PDER-CHH | 6.2 | 11.35 | 3.5 | 0.8 | | ● | | ● | ● | | ● | ● | ● | ● | ● | | | ● | |

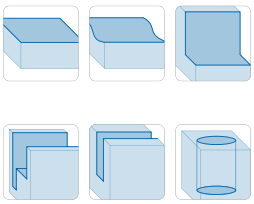

| Режимы | | Материал: | P | M | K | S |
|---|---|---|---|---|---|---|
| Ap | Fz | Сплав | V: 90 - **160** - 220 | V: 70 - **130** - 190 | V: 100 – **130** - 220 | V: 15 - **35** - 50 |
| 2.50 - 7.50 | 0.05 - 0.25 | CU1225 | ● | ◒ | ◒ | |
| | | CU1125U | ● | ◒ | ● | |
| | | CU1125 | ● | ◒ | ● | |
| | | CU1220 | ● | ◒ | ● | |
| | | CM1125 | ◒ | ● | | ◒ |
| | | CS1125 | | ● | | ● |

## Фрезерование уступов и пазов

— Предназначены для обработки материалов групп:
P M K S

— Диаметр фрез от 11мм.




| Модель | Z | D | L | d | L1 | Пластина | Винт | Ключ |
|---|---|---|---|---|---|---|---|---|
| BAP 400R-25-150-C20-2T | 2 | 25 | 150 | 20 | 35 | APMT1604 | M4*10 | T15 |
| BAP 400R-25-200-C20-2T | 2 | 25 | 200 | 20 | 35 | | | |
| BAP 400R-25-150-C24-2T | 2 | 25 | 150 | 24 | 35 | | | |
| BAP 400R-25-200-C24-2T | 2 | 25 | 200 | 24 | 35 | | | |
| BAP 400R-25-250-C24-2T | 2 | 25 | 250 | 24 | 35 | | | |
| BAP 400R-25-300-C24-2T | 2 | 25 | 300 | 24 | 35 | | | |
| BAP 400R-25-150-C25-2T | 2 | 25 | 150 | 25 | 35 | | | |
| BAP 400R-25-160-C25-2T | 2 | 25 | 160 | 25 | 35 | | | |
| BAP 400R-25-200-C25-2T | 2 | 25 | 200 | 25 | 35 | | | |
| BAP 400R-25-250-C25-2T | 2 | 25 | 250 | 25 | 35 | | | |
| BAP 400R-26-150-C25-2T | 2 | 26 | 150 | 25 | 35 | | | |
| BAP 400R-26-200-C25-2T | 2 | 26 | 200 | 25 | 35 | | | |
| BAP 400R-26-250-C25-2T | 2 | 26 | 250 | 25 | 35 | | | |
| BAP 400R-30-150-C25-2T | 2 | 30 | 150 | 25 | 35 | | | |
| BAP 400R-30-200-C25-2T | 2 | 30 | 200 | 25 | 35 | | | |
| BAP 400R-30-250-C25-2T | 2 | 30 | 250 | 25 | 35 | | | |
| BAP 400R-30-300-C25-2T | 2 | 30 | 300 | 25 | 35 | | | |
| BAP 400R-32-150-C25-2T | 2 | 32 | 150 | 25 | 35 | | | |
| BAP 400R-32-200-C25-2T | 2 | 32 | 200 | 25 | 35 | | | |
| BAP 400R-32-250-C25-2T | 2 | 32 | 250 | 25 | 35 | | | |
| BAP 400R-32-300-C25-2T | 2 | 32 | 300 | 25 | 35 | | | |
| BAP 400R-32-150-C32-2T | 2 | 32 | 150 | 32 | 35 | | | |
| BAP 400R-32-200-C32-2T | 2 | 32 | 200 | 32 | 35 | | | |
| BAP 400R-32-250-C32-3T | 3 | 32 | 250 | 32 | 35 | | | |
| BAP 400R-32-300-C32-3T | 3 | 32 | 300 | 32 | 35 | | | |
| BAP 400R-35-150-C32-3T | 3 | 35 | 150 | 32 | 35 | | | |
| BAP 400R-35-200-C32-3T | 3 | 35 | 200 | 32 | 35 | | | |
| BAP 400R-35-250-C32-3T | 3 | 35 | 250 | 32 | 35 | | | |
| BAP 400R-35-300-C32-3T | 3 | 35 | 300 | 32 | 35 | | | |
| BAP 400R-35-350-C32-3T | 3 | 35 | 350 | 32 | 35 | | | |
| BAP 400R-35-400-C32-3T | 3 | 35 | 400 | 32 | 35 | | | |
| BAP 400R-35-450-C32-3T | 3 | 35 | 450 | 32 | 35 | | | |
| BAP 400R-35-500-C32-3T | 3 | 35 | 500 | 32 | 35 | | | |
| BAP 400R-40-150-C32-3T | 3 | 40 | 150 | 32 | 35 | | | |
| BAP 400R-40-200-C32-3T | 3 | 40 | 200 | 32 | 35 | | | |
| BAP 400R-40-250-C32-3T | 3 | 40 | 250 | 32 | 35 | | | |
| BAP 400R-40-300-C32-3T | 3 | 40 | 300 | 32 | 35 | | | |
| BAP 400R-40-350-C32-3T | 3 | 40 | 350 | 32 | 35 | | | |
| BAP 400R-40-400-C32-3T | 3 | 40 | 400 | 32 | 35 | | | |
| BAP 400R-40-450-C32-3T | 3 | 40 | 450 | 32 | 35 | | | |
| BAP 400R-22-150-C20-2T | 2 | 22 | 150 | 20 | 35 | | | |
| BAP 400R-22-200-C20-2T | 2 | 22 | 200 | 20 | 35 | | | |
| BAP 400R-22-250-C20-2T | 2 | 22 | 250 | 20 | 35 | | | |
| BAP 400R-23-150-C20-2T | 2 | 23 | 150 | 20 | 35 | | | |
| BAP 400R-23-200-C20-2T | 2 | 23 | 200 | 20 | 35 | | | |
| BAP 400R-23-250-C20-2T | 2 | 23 | 250 | 20 | 35 | | | |
| BAP 400R-24-150-C24-2T | 2 | 24 | 150 | 24 | 35 | | | |
| BAP 400R-24-200-C24-2T | 2 | 24 | 200 | 24 | 35 | | | |
| BAP 400R-24-250-C24-2T | 2 | 24 | 250 | 24 | 35 | | | |
| BAP 400R-27-150-C25-2T | 2 | 27 | 150 | 25 | 35 | | | |

# BAP400

| Модель | Z | D | L | d | L1 | Пластина | Винт | Ключ |
|---|---|---|---|---|---|---|---|---|
| BAP 400R-22-150-C20-2T | 2 | 22 | 150 | 20 | 35 | APMT1604 | M4*10 | T15 |
| BAP 400R-22-200-C20-2T | 2 | 22 | 200 | 20 | 35 | | | |
| BAP 400R-22-250-C20-2T | 2 | 22 | 250 | 20 | 35 | | | |
| BAP 400R-23-150-C20-2T | 2 | 23 | 150 | 20 | 35 | | | |
| BAP 400R-23-200-C20-2T | 2 | 23 | 200 | 20 | 35 | | | |
| BAP 400R-23-250-C20-2T | 2 | 23 | 250 | 20 | 35 | | | |
| BAP 400R-24-150-C24-2T | 2 | 24 | 150 | 24 | 35 | | | |
| BAP 400R-24-200-C24-2T | 2 | 24 | 200 | 24 | 35 | | | |
| BAP 400R-24-250-C24-2T | 2 | 24 | 250 | 24 | 35 | | | |
| BAP 400R-27-150-C25-2T | 2 | 27 | 150 | 25 | 35 | | | |
| BAP 400R-27-200-C25-2T | 2 | 27 | 200 | 25 | 35 | | | |
| BAP 400R-27-250-C25-2T | 2 | 27 | 250 | 25 | 35 | | | |
| BAP 400R-28-150-C25-2T | 2 | 28 | 150 | 25 | 35 | | | |
| BAP 400R-28-200-C25-2T | 2 | 28 | 200 | 25 | 35 | | | |
| BAP 400R-28-250-C25-2T | 2 | 28 | 250 | 25 | 35 | | | |

| Модель | Z | D | L | d | L1 | Пластина | Винт | Ключ |
|---|---|---|---|---|---|---|---|---|
| 3# BAP 400R-25-2T | 2 | 14 | MTB3 | 25 | 45 | APMT1604 | M4*10 | T15 |
| 3# BAP 400R-28-2T | 2 | 14 | MTB3 | 28 | 45 | | | |
| 4# BAP 300R-20-2T | 2 | 14 | MTB4 | 20 | 45 | | | |
| 4# BAP 400R-25-2T | 2 | 14 | MTB4 | 25 | 45 | | | |
| 4# BAP 400R-28-2T | 2 | 14 | MTB4 | 28 | 45 | | | |
| 4# BAP 400R-30-3T | 3 | 14 | MTB4 | 30 | 45 | | | |
| 4# BAP 400R-32-3T | 3 | 14 | MTB4 | 32 | 45 | | | |
| 4# BAP 400R-40-3T | 3 | 14 | MTB4 | 40 | 45 | | | |
| 4# BAP 400R-45-4T | 4 | 14 | MTB4 | 45 | 45 | | | |
| 4# BAP 400R-50-4T | 4 | 14 | MTB4 | 50 | 45 | | | |
| 4# BAP 400R-63-4T | 4 | 14 | MTB4 | 63 | 45 | | | |
| 4# BAP 400R-80-5T | 5 | 14 | MTB4 | 80 | 45 | | | |

## APMT1604

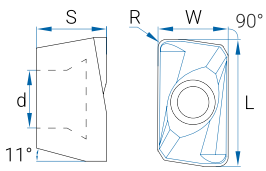


| Наименование | W | L | S | R | CM1125 | CM1225 | CM2135 | CU1125 | CU1125U | CU1215 | CU1220 | CU1225 | CU1225U | CS1110 | CS1125 | CS1130 | CS1130A | CH1005 | CH1040 |
|---|---|---|---|---|---|---|---|---|---|---|---|---|---|---|---|---|---|---|---|
| APMT1604PDER-CS | 9.3 | 17.35 | 5.26 | 0.8 | | ● | | ● | | | ● | ● | ● | ● | ● | | | ● | ● |
| APMT1604PDER-CMG | 9.3 | 17.35 | 5.26 | 0.8 | | ● | | ● | | | ● | ● | | | | | | | |
| APMT1604PDER-M2 | 9.3 | 17.35 | 5.26 | 0.8 | | ● | | ● | | | ● | ● | ● | ● | | | | | |
| APMT1604PDER-CHH | 9.3 | 17.35 | 5.26 | 0.8 | | ● | | | | | ● | | | ● | ● | | | | ● |

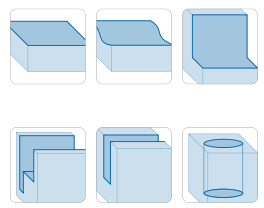

| Режимы | | Материал: | P | M | K | S |
|---|---|---|---|---|---|---|
| Ap | Fz | Сплав | V: 90 - **160** - 220 | V: 70 - **130** - 190 | V: 100 – **130** - 220 | V: 15 - **35** - 50 |
| 3.0-10.0 | 0.07-0.3 | CU1225 | ● | ◒ | ◒ | |
| | | CU1125U | ● | ◒ | ● | |
| | | CU1125 | ● | ◒ | ● | |
| | | CU1220 | ● | ◒ | ● | |
| | | CM1125 | ◒ | ● | | ◒ |
| | | CS1125 | | ● | | ● |

## Фрезерование уступов и пазов

— Предназначены для обработки материалов групп:
P M S K

— С внутренним подводом СОЖ

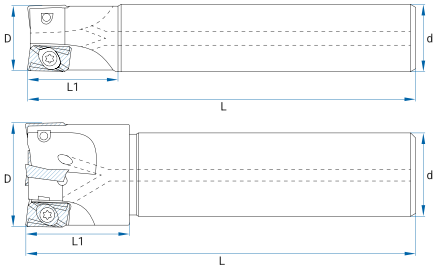


| Модель | Z | D | L | d | L1 | Пластина | Винт | Ключ |
|---|---|---|---|---|---|---|---|---|
| BAP400R-22-150-C20-2T-C | 2 | 22 | 150 | 20 | 35 | APMT1604 | M4*0.7*10 | T15 |
| BAP400R-22-200-C20-2T-C | 2 | 22 | 200 | 20 | 35 | | | |
| BAP400R-22-250-C20-2T-C | 2 | 22 | 250 | 20 | 35 | | | |
| BAP400R-23-150-C20-2T-C | 2 | 23 | 150 | 20 | 35 | | | |
| BAP400R-23-200-C20-2T-C | 2 | 23 | 200 | 20 | 35 | | | |
| BAP400R-23-250-C20-2T-C | 2 | 23 | 250 | 20 | 35 | | | |
| BAP400R-24-150-C24-2T-C | 2 | 24 | 150 | 24 | 35 | | | |
| BAP400R-24-200-C24-2T-C | 2 | 24 | 200 | 24 | 35 | | | |
| BAP400R-24-250-C24-2T-C | 2 | 24 | 250 | 24 | 35 | | | |
| BAP400R-25-150-C20-2T-C | 2 | 25 | 150 | 20 | 35 | | | |
| BAP400R-25-200-C20-2T-C | 2 | 25 | 200 | 20 | 35 | | | |
| BAP400R-25-150-C24-2T-C | 2 | 25 | 150 | 24 | 35 | | | |
| BAP400R-25-200-C24-2T-C | 2 | 25 | 200 | 24 | 35 | | | |
| BAP400R-25-250-C24-2T-C | 2 | 25 | 250 | 24 | 35 | | | |
| BAP400R-25-300-C24-2T-C | 2 | 25 | 300 | 24 | 35 | | | |
| BAP400R-25-150-C25-2T-C | 2 | 25 | 150 | 25 | 35 | | | |
| BAP400R-25-200-C25-2T-C | 2 | 25 | 200 | 25 | 35 | | | |
| BAP400R-25-250-C25-2T-C | 2 | 25 | 250 | 25 | 35 | | | |
| BAP400R-25-300-C25-2T-C | 2 | 25 | 300 | 25 | 35 | | | |
| BAP400R-26-150-C25-2T-C | 2 | 26 | 150 | 25 | 35 | | | |
| BAP400R-26-200-C25-2T-C | 2 | 26 | 200 | 25 | 35 | | | |
| BAP400R-26-250-C25-2T-C | 2 | 26 | 250 | 25 | 35 | | | |
| BAP400R-27-150-C25-2T-C | 2 | 27 | 150 | 25 | 35 | | | |
| BAP400R-27-200-C25-2T-C | 2 | 27 | 200 | 25 | 35 | | | |
| BAP400R-27-250-C25-2T-C | 2 | 27 | 250 | 25 | 35 | | | |
| BAP400R-28-150-C25-2T-C | 2 | 28 | 150 | 25 | 35 | | | |
| BAP400R-28-200-C25-2T-C | 2 | 28 | 200 | 25 | 35 | | | |
| BAP400R-28-250-C25-2T-C | 2 | 28 | 200 | 25 | 35 | | | |
| BAP400R-30-150-C25-3T-C | 3 | 30 | 150 | 25 | 35 | | | |
| BAP400R-30-200-C25-3T-C | 3 | 30 | 200 | 25 | 35 | | | |
| BAP400R-30-250-C25-3T-C | 3 | 30 | 250 | 25 | 35 | | | |
| BAP400R-30-300-C25-3T-C | 3 | 30 | 300 | 25 | 35 | | | |

## APMT1604

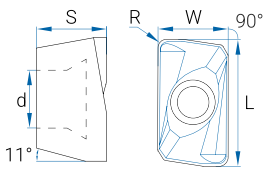


| Наименование | W | L | S | R | CM1125 | CM1225 | CM2135 | CU1125 | CU1125U | CU1215 | CU1220 | CU1225 | CU1225U | CS1110 | CS1125 | CS1130 | CS1130A | CH1005 | CH1040 |
|---|---|---|---|---|---|---|---|---|---|---|---|---|---|---|---|---|---|---|---|
| APMT1604PDER-CS | 9.3 | 17.35 | 5.26 | 0.8 | | ● | | ● | | | ● | ● | ● | ● | ● | | | ● | ● |
| APMT1604PDER-CMG | 9.3 | 17.35 | 5.26 | 0.8 | | ● | | ● | | | ● | ● | | | | | | | |
| APMT1604PDER-M2 | 9.3 | 17.35 | 5.26 | 0.8 | | ● | | ● | | | ● | ● | ● | ● | | | | | |
| APMT1604PDER-CHH | 9.3 | 17.35 | 5.26 | 0.8 | | ● | | | | | ● | | | ● | ● | | | | ● |

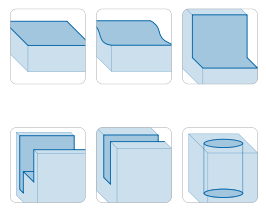

| Режимы | | Материал: | P | M | K | S |
|---|---|---|---|---|---|---|
| Ap | Fz | Сплав | V: 90 - **160** - 220 | V: 70 - **130** - 190 | V: 100 – **130** - 220 | V: 15 - **35** - 50 |
| 3.0-10.0 | 0.07-0.3 | CU1225 | ● | ◒ | ◒ | |
| | | CU1125U | ● | ◒ | ● | |
| | | CU1125 | ● | ◒ | ● | |
| | | CU1220 | ● | ◒ | ● | |
| | | CM1125 | ◒ | ● | | ◒ |
| | | CS1125 | | ● | | ● |

## Фрезерование уступов и пазов

— Предназначены для обработки материалов групп:
P M S K

— С внутренним подводом СОЖ

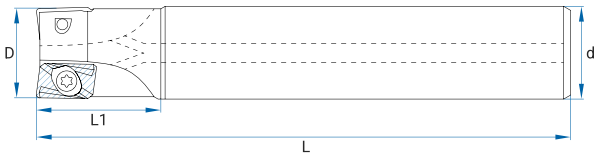


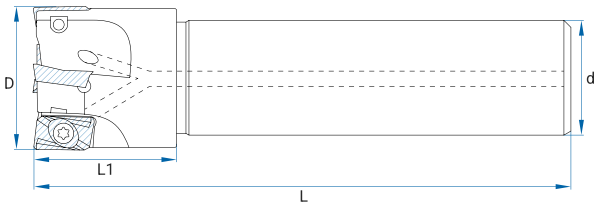


| Модель | Z | D | L | d | L1 | Пластина | Винт | Ключ |
|---|---|---|---|---|---|---|---|---|
| BAP400R-32-150-C25-3T-C | 3 | 32 | 150 | 25 | 35 | APMT1604 | M4*0.7*10 | T15 |
| BAP400R-32-200-C25-3T-C | 3 | 32 | 200 | 25 | 35 | | | |
| BAP400R-32-250-C25-3T-C | 3 | 32 | 250 | 25 | 35 | | | |
| BAP400R-32-300-C25-3T-C | 3 | 32 | 300 | 25 | 35 | | | |
| BAP400R-32-150-C32-2T-C | 2 | 32 | 150 | 32 | 35 | | | |
| BAP400R-32-200-C32-2T-C | 2 | 32 | 200 | 32 | 35 | | | |
| BAP400R-32-250-C32-2T-C | 2 | 32 | 250 | 32 | 35 | | | |
| BAP400R-32-300-C32-2T-C | 2 | 32 | 300 | 32 | 35 | | | |
| BAP400R-32-150-C32-3T-C | 3 | 32 | 150 | 32 | 35 | | | |
| BAP400R-32-200-C32-3T-C | 3 | 32 | 200 | 32 | 35 | | | |
| BAP400R-32-250-C32-3T-C | 3 | 32 | 250 | 32 | 35 | | | |
| BAP400R-32-300-C32-3T-C | 3 | 32 | 300 | 32 | 35 | | | |
| BAP400R-33-150-C32-2T-C | 2 | 33 | 150 | 32 | 35 | | | |
| BAP400R-33-200-C32-2T-C | 2 | 33 | 200 | 32 | 35 | | | |
| BAP400R-33-250-C32-2T-C | 2 | 33 | 250 | 32 | 35 | | | |
| BAP400R-33-300-C32-2T-C | 2 | 33 | 300 | 32 | 35 | | | |
| BAP400R-33-150-C32-3T-C | 3 | 33 | 150 | 32 | 35 | | | |
| BAP400R-33-200-C32-3T-C | 3 | 33 | 200 | 32 | 35 | | | |
| BAP400R-33-250-C32-3T-C | 3 | 33 | 250 | 32 | 35 | | | |
| BAP400R-33-300-C32-3T-C | 3 | 33 | 300 | 32 | 35 | | | |
| BAP400R-34-150-C32-3T-C | 3 | 34 | 150 | 32 | 35 | | | |
| BAP400R-34-200-C32-3T-C | 3 | 34 | 200 | 32 | 35 | | | |
| BAP400R-34-250-C32-3T-C | 3 | 34 | 250 | 32 | 35 | | | |
| BAP400R-34-300-C32-3T-C | 3 | 34 | 300 | 32 | 35 | | | |

## APMT1604

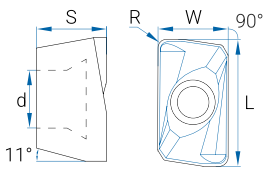


| Наименование | W | L | S | R | CM1125 | CM1225 | CM2135 | CU1125 | CU1125U | CU1215 | CU1220 | CU1225 | CU1225U | CS1110 | CS1125 | CS1130 | CS1130A | CH1005 | CH1040 |
|---|---|---|---|---|---|---|---|---|---|---|---|---|---|---|---|---|---|---|---|
| APMT1604PDER-CS | 9.3 | 17.35 | 5.26 | 0.8 | | ● | | ● | | | ● | ● | ● | ● | ● | | | ● | ● |
| APMT1604PDER-CMG | 9.3 | 17.35 | 5.26 | 0.8 | | ● | | ● | | | ● | ● | | | | | | | |
| APMT1604PDER-M2 | 9.3 | 17.35 | 5.26 | 0.8 | | ● | | ● | | | ● | ● | ● | ● | | | | | |
| APMT1604PDER-CHH | 9.3 | 17.35 | 5.26 | 0.8 | | ● | | | | | ● | | | ● | ● | | | | ● |

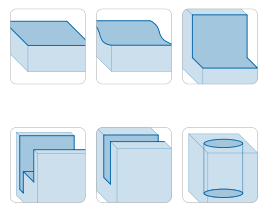

| Режимы | | Материал: | P | M | K | S |
|---|---|---|---|---|---|---|
| Ap | Fz | Сплав | V: 90 - **160** - 220 | V: 70 - **130** - 190 | V: 100 – **130** - 220 | V: 15 - **35** - 50 |
| 3.0-10.0 | 0.07-0.3 | CU1225 | ● | ◒ | ◒ | |
| | | CU1125U | ● | ◒ | ● | |
| | | CU1125 | ● | ◒ | ● | |
| | | CU1220 | ● | ◒ | ● | |
| | | CM1125 | ◒ | ● | | ◒ |
| | | CS1125 | | ● | | ● |

## Фрезерование уступов и пазов

— Предназначены для обработки материалов групп:
P M S K

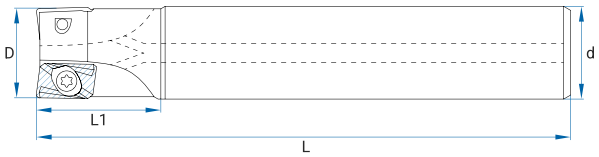


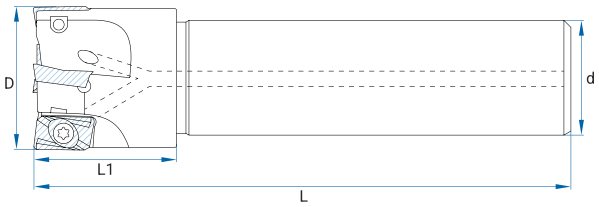


| Модель | Z | D | L | d | L1 | Пластина | Винт | Ключ |
|---|---|---|---|---|---|---|---|---|
| BAP400R-35-150-C32-2T-C | 2 | 35 | 150 | 32 | 40 | APMT1604 | M4*0.7*10 | T15 |
| BAP400R-35-200-C32-2T-C | 2 | 35 | 200 | 32 | 40 | | | |
| BAP400R-35-250-C32-2T-C | 2 | 35 | 250 | 32 | 40 | | | |
| BAP400R-35-300-C32-2T-C | 2 | 35 | 300 | 32 | 40 | | | |
| BAP400R-35-350-C32-2T-C | 2 | 35 | 350 | 32 | 40 | | | |
| BAP400R-35-150-C32-3T-C | 3 | 35 | 150 | 32 | 40 | | | |
| BAP400R-35-200-C32-3T-C | 3 | 35 | 200 | 32 | 40 | | | |
| BAP400R-35-250-C32-3T-C | 3 | 35 | 250 | 32 | 40 | | | |
| BAP400R-35-300-C32-3T-C | 3 | 35 | 300 | 32 | 40 | | | |
| BAP400R-35-350-C32-3T-C | 3 | 35 | 350 | 32 | 40 | | | |
| BAP400R-35-400-C32-3T-C | 3 | 35 | 400 | 32 | 40 | | | |
| BAP400R-35-450-C32-3T-C | 3 | 35 | 450 | 32 | 40 | | | |
| BAP400R-35-500-C32-3T-C | 3 | 35 | 500 | 32 | 40 | | | |
| BAP400R-35-550-C32-3T-C | 3 | 35 | 550 | 32 | 40 | | | |
| BAP400R-40-150-C32-4T-C | 4 | 40 | 150 | 32 | 40 | | | |
| BAP400R-40-200-C32-4T-C | 4 | 40 | 200 | 32 | 40 | | | |
| BAP400R-40-250-C32-4T-C | 4 | 40 | 250 | 32 | 40 | | | |
| BAP400R-40-300-C32-4T-C | 4 | 40 | 300 | 32 | 40 | | | |
| BAP400R-40-350-C32-4T-C | 4 | 40 | 350 | 32 | 40 | | | |
| BAP400R-40-400-C32-4T-C | 4 | 40 | 400 | 32 | 40 | | | |
| BAP400R-40-450-C32-4T-C | 4 | 40 | 450 | 32 | 40 | | | |
| BAP400R-50-150-C32-5T-C | 5 | 50 | 150 | 32 | 50 | | | |
| BAP400R-50-200-C32-5T-C | 5 | 50 | 200 | 32 | 50 | | | |
| BAP400R-63-150-C32-6T-C | 6 | 63 | 150 | 32 | 50 | | | |
| BAP400R-63-200-C32-6T-C | 6 | 63 | 200 | 32 | 50 | | | |
| BAP400R-50-200-C32-5T-C | 5 | 50 | 200 | 32 | 50 | | | |
| BAP400R-63-150-C32-6T-C | 6 | 63 | 150 | 32 | 50 | | | |
| BAP400R-63-200-C32-6T-C | 6 | 63 | 200 | 32 | 50 | | | |

## APMT1604

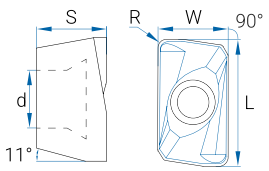


| Наименование | W | L | S | R | CM1125 | CM1225 | CM2135 | CU1125 | CU1125U | CU1215 | CU1220 | CU1225 | CU1225U | CS1110 | CS1125 | CS1130 | CS1130A | CH1005 | CH1040 |
|---|---|---|---|---|---|---|---|---|---|---|---|---|---|---|---|---|---|---|---|
| APMT1604PDER-CS | 9.3 | 17.35 | 5.26 | 0.8 | | ● | | ● | | | ● | ● | ● | ● | ● | | | ● | ● |
| APMT1604PDER-CMG | 9.3 | 17.35 | 5.26 | 0.8 | | ● | | ● | | | ● | ● | | | | | | | |
| APMT1604PDER-M2 | 9.3 | 17.35 | 5.26 | 0.8 | | ● | | ● | | | ● | ● | ● | ● | | | | | |
| APMT1604PDER-CHH | 9.3 | 17.35 | 5.26 | 0.8 | | ● | | | | | ● | | | ● | ● | | | | ● |

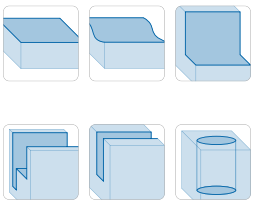

| Режимы | | Материал: | P | M | K | S |
|---|---|---|---|---|---|---|
| Ap | Fz | Сплав | V: 90 - **160** - 220 | V: 70 - **130** - 190 | V: 100 – **130** - 220 | V: 15 - **35** - 50 |
| 3.0-10.0 | 0.07-0.3 | CU1225 | ● | ◒ | ◒ | |
| | | CU1125U | ● | ◒ | ● | |
| | | CU1125 | ● | ◒ | ● | |
| | | CU1220 | ● | ◒ | ● | |
| | | CM1125 | ◒ | ● | | ◒ |
| | | CS1125 | | ● | | ● |

## Фрезерование уступов и пазов

— Предназначены для обработки материалов групп:

P M S K

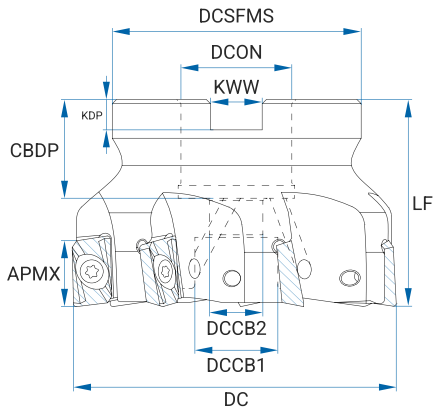


| Модель | CICT | DC | LF | DCON | DCS FMS | KWW | KDP | CBDP | DCCB1 | DCCB2 | Пластина | Винт | Ключ |
|---|---|---|---|---|---|---|---|---|---|---|---|---|---|
| BAP400R-040-B16-4T-C | 4 | 40 | 40 | 16 | 37 | 8.4 | 5.6 | 19 | 14 | 9 | APMT1604 | M4*0.7*10 | T15 |
| BAP400R-050-B22-5T-C | 5 | 50 | 40 | 22 | 41 | 10.4 | 6.3 | 20 | 17 | 11 | | | |
| BAP400R-063-A25.4-5T-C | 5 | 63 | 40 | 25.4 | 48 | 9.5 | 6 | 26 | 17 | 13 | | | |
| BAP400R-063-B22-6T-C | 6 | 63 | 40 | 22 | 48 | 10.4 | 6.3 | 20 | 17 | 11 | | | |
| BAP400R-080-A25.4-7T-C | 7 | 80 | 50 | 25.4 | 60 | 9.5 | 6 | 24 | 20 | 13 | | | |
| BAP400R-080-B27-7T-C | 7 | 80 | 50 | 27 | 60 | 12.4 | 7 | 24 | 20 | 13 | | | |
| BAP400R-100-A31.75-8T-C | 8 | 100 | 50 | 31.75 | 70 | 12.7 | 8 | 30 | 46 | — | | | |
| BAP400R-100-B32-8T-C | 8 | 100 | 50 | 32 | 70 | 14.4 | 8 | 28 | 46 | — | | | |
| BAP400R-125-A38.1-9T-C | 9 | 125 | 63 | 38.1 | 87 | 15.9 | 10 | 36 | 55 | — | | | |
| BAP400R-125-B40-9T-C | 9 | 125 | 63 | 40 | 87 | 16.4 | 9 | 36 | 55 | — | | | |
| BAP400R-160-A38.1-10T-C | 10 | 160 | 63 | 38.1 | 100 | 16.4 | 10 | 36 | 55 | — | | | |
| BAP400R-160-B40-10T-C | 10 | 160 | 63 | 40 | 100 | 16.4 | 9 | 32 | 67 | 66.7 | | | |
| BAP400R-200-B60-12T-C | 12 | 200 | 63 | 60 | 142 | 25.7 | 14 | 40 | — | 101.6 | | | |
| BAP400R-250-B60-14T-C | 12 | 250 | 63 | 60 | 142 | 25.7 | 14 | 40 | — | 101.6 | | | |

## APMT1604

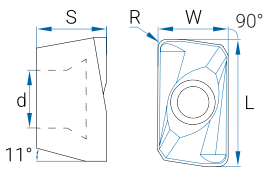


| Наименование | W | L | S | R | CM1125 | CM1225 | CM2135 | CU1125 | CU1125U | CU1215 | CU1220 | CU1225 | CU1225U | CS1110 | CS1125 | CS1130 | CS1130A | CH1005 | CH1040 |
|---|---|---|---|---|---|---|---|---|---|---|---|---|---|---|---|---|---|---|---|
| APMT1604PDER-CS | 9.3 | 17.35 | 5.26 | 0.8 | | ● | | ● | | | ● | ● | ● | ● | ● | | | ● | ● |
| APMT1604PDER-CMG | 9.3 | 17.35 | 5.26 | 0.8 | | ● | | ● | | | ● | ● | | | | | | | |
| APMT1604PDER-M2 | 9.3 | 17.35 | 5.26 | 0.8 | | ● | | ● | | | ● | ● | ● | ● | | | | | |
| APMT1604PDER-CHH | 9.3 | 17.35 | 5.26 | 0.8 | | ● | | | | | ● | | | ● | ● | | | | ● |

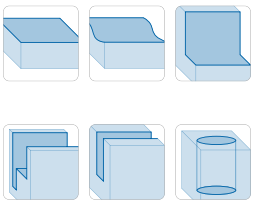

| Режимы | | Материал: | P | M | K | S |
|---|---|---|---|---|---|---|
| Ap | Fz | Сплав | V: 90 - **160** - 220 | V: 70 - **130** - 190 | V: 100 – **130** - 220 | V: 15 - **35** - 50 |
| 3.0-10.0 | 0.07-0.3 | CU1225 | ● | ◒ | ◒ | |
| | | CU1125U | ● | ◒ | ● | |
| | | CU1125 | ● | ◒ | ● | |
| | | CU1220 | ● | ◒ | ● | |
| | | CM1125 | ◒ | ● | | ◒ |
| | | CS1125 | | ● | | ● |

# E90AP11/16

## Фрезерование уступов

| Модель | Кол-во пластин | D | d | L | L1 | L2 | Винт | Ключ |
|---|---|---|---|---|---|---|---|---|
| 2E90AP11-19-d20-26/58/120 | 6 | 19 | 20 | 120 | 26 | 58 | SAP25 | T8 |
| 2E90AP11-20-d20-26/58/120 | 6 | 20 | 20 | 120 | 26 | 58 | SAP25 | T8 |
| 2E90AP11-19-d20-44/58/130 | 10 | 19 | 20 | 130 | 44 | 58 | SAP25 | T8 |
| 2E90AP11-20-d20-44/58/130 | 10 | 20 | 20 | 130 | 44 | 58 | SAP25 | T8 |
| 2E90AP11-19-d20-70/58/150 | 16 | 19 | 20 | 150 | 70 | 58 | SAP25 | T8 |
| 2E90AP11-20-d20-70/58/150 | 16 | 20 | 20 | 150 | 70 | 58 | SAP25 | T8 |
| 2E90AP11-224-d25-35/58/130 | 8 | 24 | 25 | 130 | 35 | 58 | SAP25 | T8 |
| 2E90AP11-25-d25-35/58/130 | 8 | 25 | 25 | 130 | 35 | 58 | SAP25 | T8 |
| 2E90AP11-24-d25-44/58/130 | 10 | 24 | 25 | 130 | 44 | 58 | SAP25 | T8 |
| 2E90AP11-25-d25-44/58/130 | 10 | 25 | 25 | 130 | 44 | 58 | SAP25 | T8 |
| 2E90AP11-24-d25-70/58/150 | 16 | 24 | 25 | 150 | 70 | 58 | SAP25 | T8 |
| 2E90AP11-25-d25-44/58/150 | 16 | 24 | 25 | 150 | 70 | 58 | SAP25 | T8 |
| 3E90AP11-31-d32-44/58/150 | 15 | 31 | 32 | 150 | 44 | 58 | SAP25 | T8 |
| 3E90AP11-32-d32-44/58/150 | 15 | 32 | 32 | 150 | 44 | 58 | SAP25 | T8 |
| 2E90AP16-31-d32-41/58/150 | 6 | 31 | 32 | 150 | 41 | 58 | SAP40 | T15 |
| 2E90AP16-32-d32-41/58/150 | 6 | 32 | 32 | 150 | 41 | 58 | SAP40 | T15 |
| 2E90AP16-31-d32-69/58/150 | 10 | 31 | 32 | 150 | 69 | 58 | SAP40 | T15 |
| 2E90AP16-32-d32-69/58/150 | 10 | 32 | 32 | 150 | 69 | 58 | SAP40 | T15 |
| 2E90AP16-34-d32-55/58/150 | 8 | 34 | 32 | 150 | 55 | 58 | SAP40 | T15 |
| 2E90AP16-35-d32-55/58/150 | 8 | 35 | 32 | 150 | 55 | 58 | SAP40 | T15 |
| 2E90AP16-34-d32-69/58/150 | 10 | 34 | 32 | 150 | 69 | 58 | SAP40 | T15 |
| 2E90AP16-35-d32-69/58/150 | 10 | 35 | 32 | 150 | 69 | 58 | SAP40 | T15 |
| 3E90AP16-39-d32-69/58/150 | 15 | 39 | 32 | 150 | 69 | 58 | SAP40 | T15 |
| 3E90AP16-40-d32-69/58/150 | 15 | 40 | 32 | 150 | 69 | 58 | SAP40 | T15 |
| 3E90AP16-39-d32-97/58/200 | 21 | 39 | 32 | 200 | 97 | 108 | SAP40 | T15 |
| 3E90AP16-40-d32-97/58/200 | 21 | 40 | 32 | 200 | 97 | 108 | SAP40 | T15 |

## APMT1135/1604

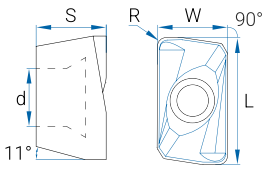


| Наименование | W | L | S | R | CM1125 | CM1225 | CM2135 | CU1125 | CU1125U | CU1215 | CU1220 | CU1225 | CU1225U | CS1110 | CS1125 | CS1130 | CS1130A | CH1005 | CH1040 |
|---|---|---|---|---|---|---|---|---|---|---|---|---|---|---|---|---|---|---|---|
| APMT1135PDER-CS | 6.2 | 11.35 | 3.5 | 0.8 | | ● | | ● | | | ● | ● | ● | ● | ● | | | ● | ● |
| APMT1135PDER-CMG | 6.2 | 11.35 | 3.5 | 0.8 | | ● | | ● | ● | | ● | ● | ● | | | | | | |
| APMT1135PDER-M2 | 6.2 | 11.35 | 3.5 | 0.8 | | ● | | ● | | | ● | ● | ● | ● | | | | | |
| APMT1135PDER-CHH | 6.2 | 11.35 | 3.5 | 0.8 | | ● | | ● | ● | | ● | ● | ● | ● | ● | | | ● | |

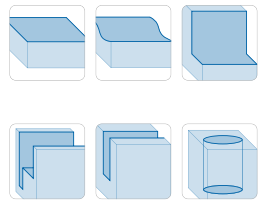

| Режимы | | Материал: | P | M | K | S |
|---|---|---|---|---|---|---|
| Ap | Fz | Сплав | V: 90 - **160** - 220 | V: 70 - **130** - 190 | V: 100 – **130** - 220 | V: 15 - **35** - 50 |
| 2.50 - 7.50 | 0.05 - 0.25 | CU1225 | ● | ◒ | ◒ | |
| | | CU1125U | ● | ◒ | ● | |
| | | CU1125 | ● | ◒ | ● | |
| | | CU1220 | ● | ◒ | ● | |
| | | CM1125 | ◒ | ● | | ◒ |
| | | CS1125 | | ● | | ● |

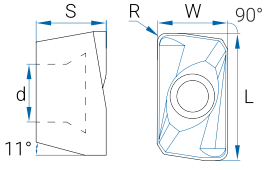


| Наименование | W | L | S | R | CM1125 | CM1225 | CM2135 | CU1125 | CU1125U | CU1215 | CU1220 | CU1225 | CU1225U | CS1110 | CS1125 | CS1130 | CS1130A | CH1005 | CH1040 |
|---|---|---|---|---|---|---|---|---|---|---|---|---|---|---|---|---|---|---|---|
| APMT1604PDER-CS | 9.3 | 17.35 | 5.26 | 0.8 | | ● | | ● | | | ● | ● | ● | ● | ● | | | ● | ● |
| APMT1604PDER-CMG | 9.3 | 17.35 | 5.26 | 0.8 | | ● | | ● | | | ● | ● | | | | | | | |
| APMT1604PDER-M2 | 9.3 | 17.35 | 5.26 | 0.8 | | ● | | ● | | | ● | ● | ● | ● | | | | | |
| APMT1604PDER-CHH | 9.3 | 17.35 | 5.26 | 0.8 | | ● | | | | | ● | | | ● | ● | | | | ● |

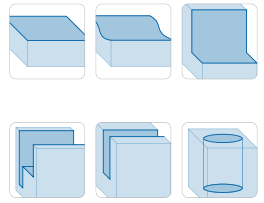

| Режимы | | Материал: | P | M | K | S |
|---|---|---|---|---|---|---|
| Ap | Fz | Сплав | V: 90 - **160** - 220 | V: 70 - **130** - 190 | V: 100 – **130** - 220 | V: 15 - **35** - 50 |
| 3.0-10.0 | 0.07-0.3 | CU1225 | ● | ◒ | ◒ | |
| | | CU1125U | ● | ◒ | ● | |
| | | CU1125 | ● | ◒ | ● | |
| | | CU1220 | ● | ◒ | ● | |
| | | CM1125 | ◒ | ● | | ◒ |
| | | CS1125 | | ● | | ● |

## Фрезерование уступов

— Предназначены для обработки материалов групп:
P M S K

— Различные параметры рабочей части

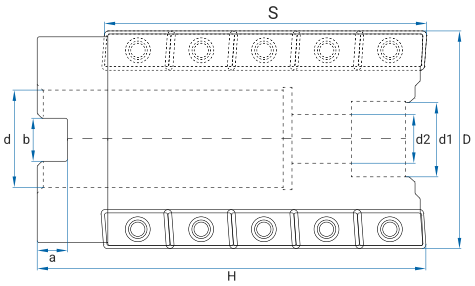


| Модель | Кол-во пластин | Z | D | d | d1 | d2 | H | S | b | a | Винт | Ключ |
|---|---|---|---|---|---|---|---|---|---|---|---|---|
| EAP400R-50-22-41M-12P | 12 | 4 | 50 | 22 | 17 | 11 | 60 | 41 | 10.4 | 7 | SAP40 | T15 |
| EAP400R-50-22-55M-16P | 16 | 4 | 50 | 22 | 17 | 11 | 75 | 55 | 10.4 | 7 | SAP40 | T15 |
| EAP400R-50-22-69M-20P | 20 | 4 | 50 | 22 | 17 | 11 | 90 | 69 | 10.4 | 7 | SAP40 | T15 |
| EAP400R-63-27-41M-12P | 12 | 4 | 63 | 27 | 20 | 14 | 60 | 41 | 12.4 | 7 | SAP40 | T15 |
| EAP400R-63-27-55M-16P | 16 | 4 | 63 | 27 | 20 | 14 | 75 | 55 | 12.4 | 7 | SAP40 | T15 |
| EAP400R-63-27-69M-20P | 20 | 4 | 63 | 27 | 20 | 14 | 90 | 69 | 12.4 | 7 | SAP40 | T15 |
| EAP400R-63-27-97M-28P | 28 | 4 | 63 | 27 | 20 | 14 | 120 | 97 | 12.4 | 7 | SAP40 | T15 |
| EAP400R-80-32-69M-25P | 25 | 5 | 80 | 32 | 27 | 18 | 90 | 69 | 14.4 | 9 | SAP40 | T15 |
| EAP400R-80-32-80M-30P | 30 | 5 | 80 | 32 | 27 | 18 | 110 | 80 | 14.4 | 9 | SAP40 | T15 |
| EAP400R-80-32-120M-45P | 45 | 5 | 80 | 32 | 27 | 18 | 150 | 120 | 14.4 | 9 | SAP40 | T15 |

## APMT1604

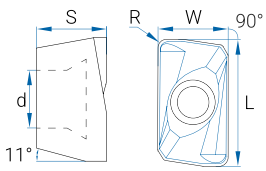


| Наименование | W | L | S | R | CM1125 | CM1225 | CM2135 | CU1125 | CU1125U | CU1215 | CU1220 | CU1225 | CU1225U | CS1110 | CS1125 | CS1130 | CS1130A | CH1005 | CH1040 |
|---|---|---|---|---|---|---|---|---|---|---|---|---|---|---|---|---|---|---|---|
| APMT1604PDER-CS | 9.3 | 17.35 | 5.26 | 0.8 | | ● | | ● | | | ● | ● | ● | ● | ● | | | ● | ● |
| APMT1604PDER-CMG | 9.3 | 17.35 | 5.26 | 0.8 | | ● | | ● | | | ● | ● | | | | | | | |
| APMT1604PDER-M2 | 9.3 | 17.35 | 5.26 | 0.8 | | ● | | ● | | | ● | ● | ● | ● | | | | | |
| APMT1604PDER-CHH | 9.3 | 17.35 | 5.26 | 0.8 | | ● | | | | | ● | | | ● | ● | | | | ● |

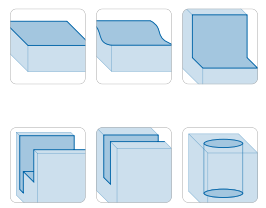

| Режимы | | Материал: | P | M | K | S |
|---|---|---|---|---|---|---|
| Ap | Fz | Сплав | V: 90 - **160** - 220 | V: 70 - **130** - 190 | V: 100 – **130** - 220 | V: 15 - **35** - 50 |
| 3.0-10.0 | 0.07-0.3 | CU1225 | ● | ◒ | ◒ | |
| | | CU1125U | ● | ◒ | ● | |
| | | CU1125 | ● | ◒ | ● | |
| | | CU1220 | ● | ◒ | ● | |
| | | CM1125 | ◒ | ● | | ◒ |
| | | CS1125 | | ● | | ● |

# E90WN04/05...M

## Экономичное фрезерование уступов и пазов

— Предназначены для обработки материалов групп:
P M K S

— Пластины с шестью негативными режущими кромками

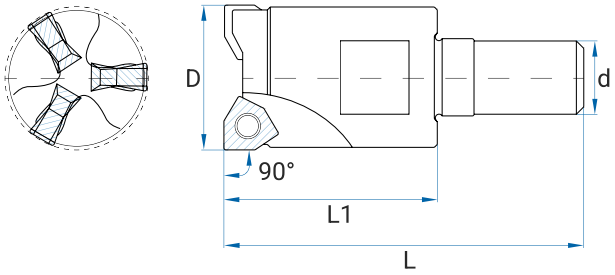


| Модель | Z | D | L1 | L | M | Пластина | Винт | Ключ |
|---|---|---|---|---|---|---|---|---|
| 2E90WN04-016-25/M08 | 2 | 16 | 25 | 43 | 08 | WNMU 0403 | SWN04 | T8 |
| 2E90WN04-017-25/M08 | 2 | 17 | 25 | 43 | 08 | | | |
| 3E90WN04-020-29/M10 | 3 | 20 | 29 | 49 | 10 | | | |
| 3E90WN04-021-29/M10 | 3 | 21 | 29 | 49 | 10 | | | |
| 3E90WN04-025-35/M12 | 3 | 25 | 35 | 57 | 12 | | | |
| 3E90WN04-026-35/M12 | 3 | 26 | 35 | 57 | 12 | | | |
| 4E90WN04-032-38/M16 | 4 | 32 | 38 | 63 | 16 | | | |
| 4E90WN04-033-38/M16 | 4 | 33 | 38 | 63 | 16 | | | |
| 5E90WN04-035-38/M16 | 5 | 35 | 38 | 63 | 16 | | | |

| Модель | Z | D | L1 | L | M | Пластина | Винт | Ключ |
|---|---|---|---|---|---|---|---|---|
| 2E90WN05-025-35/M12 | 2 | 25 | 35 | 57 | 12 | WNMU 0504 | SWN05 | T8 |
| 2E90WN05-026-35/M12 | 2 | 26 | 35 | 57 | 12 | | | |
| 2E90WN05-032-38/M16 | 2 | 32 | 38 | 63 | 16 | | | |
| 3E90WN05-033-38/M16 | 3 | 33 | 38 | 63 | 16 | | | |
| 4E90WN05-035-38/M16 | 4 | 35 | 38 | 63 | 16 | | | |

## WNMU 0403/0504

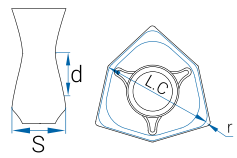


| Наименование | L.C | S | d | r | CM1125 | CM1225 | CM2135 | CU1125 | CU1125A | CU1215 | CU1220A | CU1225 | CU1225U | CS1110 | CS1125 | CS1130 | CS1130A | CH1005 | CH1040 |
|---|---|---|---|---|---|---|---|---|---|---|---|---|---|---|---|---|---|---|---|
| WNMU040308EN-CMG | 6.35 | 3.1 | 3.1 | 0.4 | | | | ● | | | ● | | | | | | | | |

| Режимы | | Материал: | P | M | K | S |
|---|---|---|---|---|---|---|
| Ap | Fz | Сплав | V: 90 - **160** - 220 | V: 70 - **140** - 190 | V: 100 – **130** - 220 | V: 15 - **35** - 50 |
| 0.4-4.0 | 0.06-0.22 | CU1125A | ● | ◒ | ● | |
| | | CU1220A | ● | ◒ | ● | |

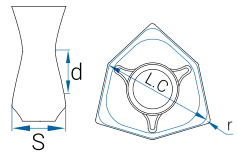


| Наименование | L.C | S | d | r | CM1125 | CM1225 | CM2135 | CU1125 | CU1125U | CU1215 | CU1220 | CU1225 | CU1225U | CS1110 | CS1125 | CS1130 | CS1130A | CH1005 | CH1040 |
|---|---|---|---|---|---|---|---|---|---|---|---|---|---|---|---|---|---|---|---|
| WNMU050408EN-M | 8.80 | 4.2 | 3.4 | 0.8 | | ● | | ● | ● | | ● | ● | | | ● | | | | |

| Режимы | | Материал: | P | M | K | S |
|---|---|---|---|---|---|---|
| Ap | Fz | Сплав | V: 90 - **160** - 220 | V: 70 - **140** - 190 | V: 100 – **130** - 220 | V: 15 - **35** - 50 |
| 0.50 - 5.00 | 0.10 - 0.30 | CU1225 | ● | ◒ | ◒ | |
| | | CU1125U | ● | ◒ | ● | |
| | | CU1125 | ● | ◒ | ● | |
| | | CU1220 | ● | ◒ | ● | |
| | | CM1125 | ● | ● | | ◒ |
| | | CS1125 | | ● | | ● |

# E90WN04

## Экономичное фрезерование уступов и пазов

— Предназначены для обработки материалов групп:
P M K

— Пластины с шестью негативными режущими кромками

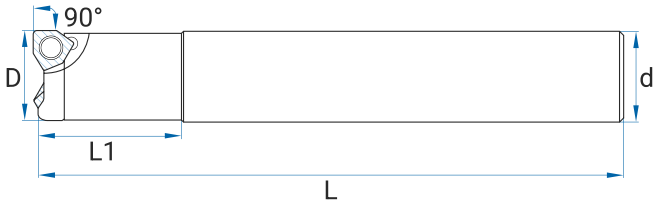



| Модель | Z | D | d | L1 | L | Пластина | Винт | Ключ |
|---|---|---|---|---|---|---|---|---|
| 2E90WN04-016-d16-35/120 | 2 | 16 | 16 | 35 | 120 | WNMU 0403 | SWN04 | T8 |
| 2E90WN04-016-d16-35/160 | 2 | 16 | 16 | 35 | 160 | | | |
| 2E90WN04-016-d16-35/200 | 2 | 16 | 16 | 35 | 200 | | | |
| 2E90WN04-017-d16-17/120 | 2 | 17 | 16 | 17 | 120 | | | |
| 2E90WN04-017-d16-17/160 | 2 | 17 | 16 | 17 | 160 | | | |
| 2E90WN04-017-d16-22/200 | 2 | 17 | 16 | 22 | 200 | | | |
| 3E90WN04-020-d20-44/120 | 3 | 20 | 20 | 44 | 120 | | | |
| 3E90WN04-020-d20-44/160 | 3 | 20 | 20 | 44 | 160 | | | |
| 3E90WN04-020-d20-44/200 | 3 | 20 | 20 | 44 | 200 | | | |
| 3E90WN04-021-d20-21/120 | 3 | 21 | 20 | 21 | 120 | | | |
| 3E90WN04-021-d20-21/160 | 3 | 21 | 20 | 21 | 160 | | | |
| 3E90WN04-021-d20-22/200 | 3 | 21 | 20 | 22 | 200 | | | |
| 3E90WN04-025-d25-55/120 | 3 | 25 | 25 | 55 | 120 | | | |
| 3E90WN04-025-d25-55/160 | 3 | 25 | 25 | 55 | 160 | | | |
| 3E90WN04-025-d25-55/200 | 3 | 25 | 25 | 55 | 200 | | | |
| 3E90WN04-026-d25-26/120 | 3 | 26 | 25 | 26 | 120 | | | |
| 3E90WN04-026-d25-26/160 | 3 | 26 | 25 | 26 | 160 | | | |
| 3E90WN04-026-d25-26/200 | 3 | 26 | 25 | 26 | 200 | | | |
| 4E90WN04-032-d32-64/120 | 4 | 32 | 32 | 64 | 120 | | | |
| 4E90WN04-032-d32-70/160 | 4 | 32 | 32 | 70 | 160 | | | |
| 4E90WN04-032-d32-70/200 | 4 | 32 | 32 | 70 | 200 | | | |
| 4E90WN04-033-d32-33/160 | 4 | 33 | 32 | 33 | 160 | | | |
| 4E90WN04-033-d32-33/200 | 4 | 33 | 32 | 33 | 200 | | | |

## WNMU 0403

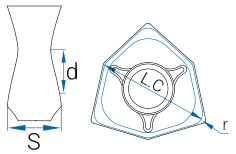


| Наименование | L.C | S | d | r | CM1125 | CM1225 | CM2135 | CU1125 | CU1125U | CU1215 | CU1220 | CU1225 | CU1225U | CS1110 | CS1125 | CS1130 | CS1130A | CH1005 | CH1040 |
|---|---|---|---|---|---|---|---|---|---|---|---|---|---|---|---|---|---|---|---|
| WNMU040308EN-CMG | 6.35 | 3.1 | 3.1 | 0.4 | | | | ● | | | ● | | | | | | | | |

| Режимы | | Материал: | P | M | K |
|---|---|---|---|---|---|
| Ap | Fz | Сплав | V: 90 - **160** - 220 | V: 70 - **140** - 190 | V: 100 – **130** - 220 |
| 0.4-4.0 | 0.06-0.22 | CU1125A | ● | ◒ | ● |
| | | CU1220A | ● | ◒ | ● |

# E90WN04

## Экономичное фрезерование уступов и пазов

— Предназначены для обработки материалов групп:
P M K

— Пластины с шестью негативными режущими кромками

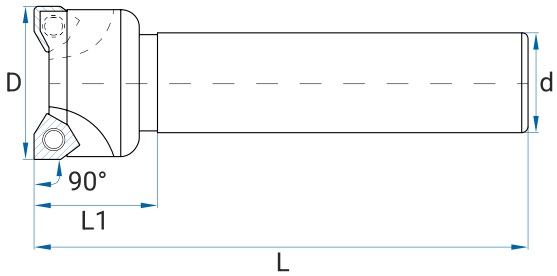


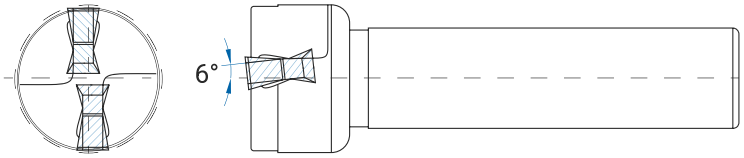


| Модель | Z | D | d | L1 | L | Пластина | Винт | Ключ |
|---|---|---|---|---|---|---|---|---|
| 2E90WN04-016-d16-20/80 | 2 | 16 | 16 | 20 | 80 | WNMU 0403 | SWN04 | T8 |
| 2E90WN04-017-d16-20/80 | 2 | 17 | 16 | 20 | 80 | | | |
| 2E90WN04-018-d16-20/80 | 2 | 18 | 16 | 20 | 80 | | | |
| 2E90WN04-019-d16-20/80 | 2 | 19 | 16 | 20 | 80 | | | |
| 3E90WN04-020-d16-20/80 | 3 | 20 | 16 | 20 | 80 | | | |
| 3E90WN04-021-d16-20/80 | 3 | 21 | 16 | 20 | 80 | | | |
| 3E90WN04-022-d16-20/80 | 3 | 22 | 16 | 20 | 80 | | | |
| 3E90WN04-023-d16-20/80 | 3 | 23 | 16 | 20 | 80 | | | |
| 3E90WN04-024-d16-20/80 | 3 | 24 | 16 | 20 | 80 | | | |
| 3E90WN04-025-d16-20/80 | 3 | 25 | 16 | 20 | 80 | | | |
| 3E90WN04-026-d16-20/80 | 3 | 26 | 16 | 20 | 80 | | | |
| 4E90WN04-028-d16-20/80 | 4 | 28 | 16 | 20 | 80 | | | |
| 4E90WN04-030-d16-20/80 | 4 | 30 | 16 | 20 | 80 | | | |
| 4E90WN04-032-d16-20/80 | 4 | 32 | 16 | 20 | 80 | | | |
| 5E90WN04-035-d16-20/80 | 5 | 35 | 16 | 20 | 80 | | | |
| 5E90WN04-040-d16-20/80 | 5 | 40 | 16 | 20 | 80 | | | |

## WNMU 0403

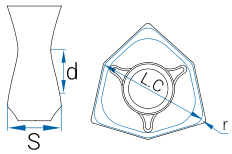


| Наименование | L.C | S | d | r | CM1125 | CM1225 | CM2135 | CU1125 | CU1125U | CU1215 | CU1220 | CU1225 | CU1225U | CS1110 | CS1125 | CS1130 | CS1130A | CH1005 | CH1040 |
|---|---|---|---|---|---|---|---|---|---|---|---|---|---|---|---|---|---|---|---|
| WNMU040308EN-CMG | 6.35 | 3.1 | 3.1 | 0.4 | | | | ● | | | ● | | | | | | | | |

| Режимы | | Материал: | P | M | K |
|---|---|---|---|---|---|
| Ap | Fz | Сплав | V: 90 - **160** - 220 | V: 70 - **140** - 190 | V: 100 – **130** - 220 |
| 0.4-4.0 | 0.06-0.22 | CU1125A | ● | ◒ | ● |
| | | CU1220A | ● | ◒ | ● |

# E90WN05

## Экономичное фрезерование уступов и пазов

— Предназначены для обработки материалов групп:
P M K S

— Пластины с шестью негативными режущими кромками

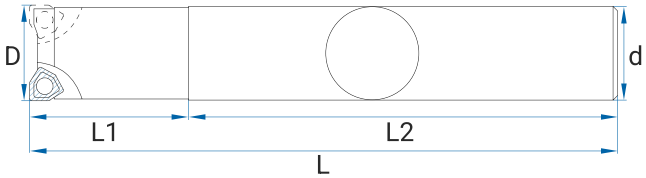


| Модель | Z | D | d | L | L1 | L2 | Пластина | Винт | Ключ |
|---|---|---|---|---|---|---|---|---|---|
| 2E90WN05-025-d25-55/120 | 2 | 25 | 25 | 120 | 55 | 65 | WNMU 0504 | SWN05 | T8 |
| 2E90WN05-025-d25-55/160 | 2 | 25 | 25 | 160 | 55 | 105 | | | |
| 2E90WN05-026-d25-25/120 | 2 | 26 | 25 | 120 | 26 | 94 | | | |
| 2E90WN05-026-d25-26/160 | 2 | 26 | 25 | 160 | 26 | 134 | | | |
| 2E90WN05-026-d25-26/200 | 2 | 26 | 25 | 200 | 26 | 174 | | | |
| 3E90WN05-032-d32-45/160 | 3 | 32 | 32 | 160 | 70 | 90 | | | |
| 3E90WN05-032-d32-45/200 | 3 | 32 | 32 | 200 | 70 | 130 | | | |
| 3E90WN05-033-d32-33/160 | 3 | 33 | 32 | 160 | 33 | 127 | | | |
| 3E90WN05-033-d32-33/200 | 3 | 33 | 32 | 200 | 33 | 167 | | | |

## WNMU 0504

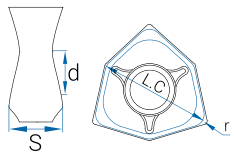


| Наименование | L.C | S | d | r | CM1125 | CM1225 | CM2135 | CU1125 | CU1125U | CU1215 | CU1220 | CU1225 | CU1225U | CS1110 | CS1125 | CS1130 | CS1130A | CH1005 | CH1040 |
|---|---|---|---|---|---|---|---|---|---|---|---|---|---|---|---|---|---|---|---|
| WNMU050408EN-M | 8.80 | 4.2 | 3.4 | 0.8 | | ● | | | ● | | ● | ● | | | ● | | | | |

| Режимы | | Материал: | P | M | K | S |
|---|---|---|---|---|---|---|
| Ap | Fz | Сплав | V: 90 - **160** - 220 | V: 70 - **140** - 190 | V: 100 – **130** - 220 | V: 15 - **35** - 50 |
| 0.50 - 5.00 | 0.10 - 0.30 | CU1125U | ● | ◒ | ● | |
| | | CU1220 | ● | ◒ | ● | |
| | | CM1225 | ● | ● | | ◒ |
| | | CS1225 | | ● | | ● |

## Экономичное фрезерование уступов и пазов

— Предназначены для обработки материалов групп:
P M K S

— Пластины с шестью негативными режущими кромками [3 типа]

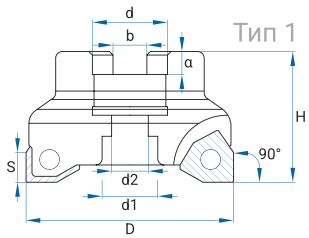


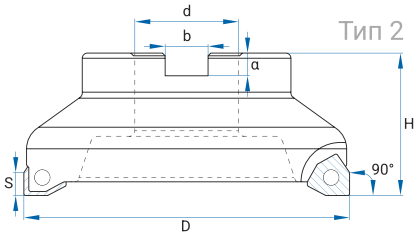


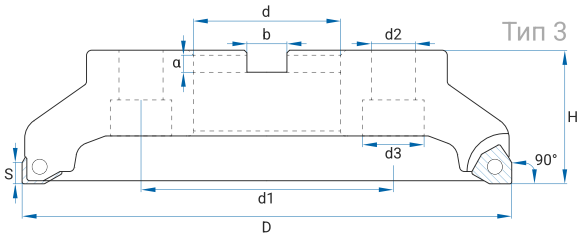


| Модель | Z | D | d | d1 | d2 | d3 | H | S | b | a | Тип | Пластина | Винт | Ключ |
|---|---|---|---|---|---|---|---|---|---|---|---|---|---|---|
| 4F90WN04 - 40 - d16 | 4 | 40 | 16 | 14 | 9 | - | 40 | 4 | 8.4 | 7 | 1 | WN0403 | SWN04 | T8 |
| 5F90WN04 - 50 - d22 | 5 | 50 | 22 | 17 | 11 | - | 40 | 4 | 10.4 | 7 | 1 | | | |
| 6F90WN04 - 63 - d22 | 6 | 63 | 22 | 17 | 11 | - | 40 | 4 | 10.4 | 7 | 1 | | | |
| 8F90WN04 - 80 - d27 | 8 | 80 | 27 | 34 | 13 | - | 40 | 4 | 12.4 | 7 | 1 | | | |

| Модель | Z | D | d | d1 | d2 | d3 | H | S | b | a | Тип | Пластина | Винт | Ключ |
|---|---|---|---|---|---|---|---|---|---|---|---|---|---|---|
| 4F90WN05 - 40 - d16 | 4 | 40 | 16 | 14 | 9 | - | 40 | 5 | 8.4 | 7 | 1 | WN0504 | SWN05 | T8 |
| 5F90WN05 - 50 - d22 | 5 | 50 | 22 | 17 | 11 | - | 40 | 5 | 10.4 | 7 | 1 | | | |
| 6F90WN05 - 63 - d22 | 6 | 63 | 22 | 17 | 11 | - | 40 | 5 | 10.4 | 7 | 1 | | | |
| 8F90WN05 - 80 - d27 | 8 | 80 | 27 | 34 | 13 | - | 50 | 5 | 12.4 | 7 | 1 | | | |

| Модель | Z | D | d | d1 | d2 | d3 | H | S | b | a | Тип | Пластина | Винт | Ключ |
|---|---|---|---|---|---|---|---|---|---|---|---|---|---|---|
| 4F90WN08 - 50 - d22 | 4 | 50 | 22 | 17 | 11 | - | 40 | 8 | 10.4 | 7 | 1 | WN0806 | SWN08 | T8 |
| 5F90WN08 - 63 - d22 | 5 | 63 | 22 | 17 | 11 | - | 40 | 8 | 10.4 | 7 | 1 | | | |
| 6F90WN08 - 80 - d27 | 6 | 80 | 27 | 34 | 13 | - | 50 | 8 | 12.4 | 7 | 1 | | | |
| 7F90WN08 - 100 - d32 | 7 | 100 | 32 | 42 | 17 | - | 50 | 8 | 14.4 | 9 | 1 | | | |
| 8F90WN08 - 125 - d40 | 8 | 125 | 40 | - | - | - | 55 | 8 | 16.4 | 9 | 2 | | | |
| 10F90WN08 - 160 - d40 | 10 | 160 | 40 | - | - | - | 55 | 8 | 16.4 | 9 | 2 | | | |
| 12F90WN08 - 200 - d60 | 12 | 200 | 60 | 101.6 | 18 | 26 | 55 | 8 | 25.4 | 9 | 3 | | | |
| 14F90WN08 - 250 - d60 | 14 | 250 | 60 | 101.6 | 18 | 26 | 55 | 8 | 25.4 | 9 | 3 | | | |

## Экономичное фрезерование уступов и пазов

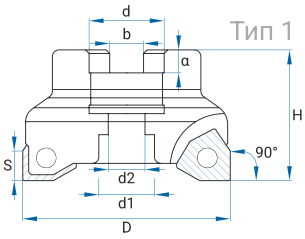


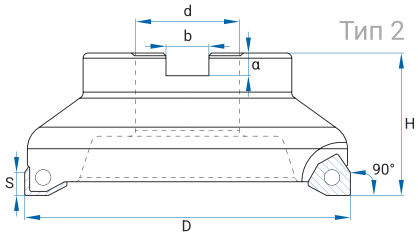


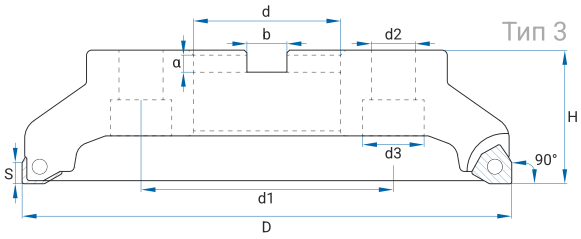


## WNMU 0403/0505/0804

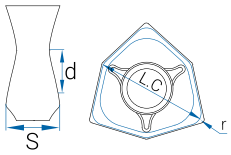


| Наименование | L.C | S | d | r | CM1125 | CM1225 | CM2135 | CU1125 | CU1125U | CU1215 | CU1220 | CU1225 | CU1225U | CS1110 | CS1125 | CS1130 | CS1130A | CH1005 | CH1040 |
|---|---|---|---|---|---|---|---|---|---|---|---|---|---|---|---|---|---|---|---|
| WNMU040308EN-CMG | 6.35 | 3.1 | 3.1 | 0.4 | | | | ● | | | ● | | | | | | | | |

| Режимы | | Материал: | P | M | K |
|---|---|---|---|---|---|
| Ap | Fz | Сплав | V: 90 - **160** - 220 | V: 70 - **140** - 190 | V: 100 – **130** - 220 |
| 0.4-4.0 | 0.06-0.22 | CU1125A | ● | ◒ | ● |
| | | CU1220A | ● | ◒ | ● |

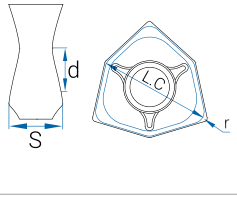


| Наименование | L.C | S | d | r | CM1125 | CM1225 | CM2135 | CU1125 | CU1125U | CU1215 | CU1220 | CU1225 | CU1225U | CS1110 | CS1125 | CS1130 | CS1130A | CH1005 | CH1040 |
|---|---|---|---|---|---|---|---|---|---|---|---|---|---|---|---|---|---|---|---|
| WNMU050408EN-M | 8.80 | 4.2 | 3.4 | 0.8 | | ● | | | ● | | ● | ● | | | ● | | | | |

| Режимы | | Материал: | P | M | K | S |
|---|---|---|---|---|---|---|
| Ap | Fz | Сплав | V: 90 - **160** - 220 | V: 70 - **140** - 190 | V: 100 – **130** - 220 | V: 15 - **35** - 50 |
| 0.50 - 5.00 | 0.10 - 0.30 | CU1125U | ● | ◒ | ● | |
| | | CU1220 | ● | ◒ | ● | |
| | | CM1225 | ● | ● | | ◒ |
| | | CS1225 | | ● | | ● |

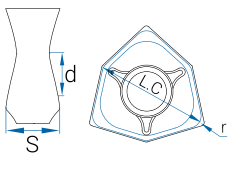


| Наименование | L.C | S | d | r | CM1125 | CM1225 | CM2135 | CU1125 | CU1125U | CU1215 | CU1220 | CU1225 | CU1225U | CS1110 | CS1125 | CS1130 | CS1130A | CH1005 | CH1040 |
|---|---|---|---|---|---|---|---|---|---|---|---|---|---|---|---|---|---|---|---|
| WNMU080608EN | 6.65 | 4.2 | 3.4 | 0.8 | | ● | | ● | | | ● | ● | | | | | | | |

| Режимы | | Материал: | P | M | K | S |
|---|---|---|---|---|---|---|
| Ap | Fz | Сплав | V: 90 - **160** - 220 | V: 70 - **140** - 190 | V: 100 – **130** - 220 | V: 15 - **35** - 50 |
| 0.20 - 2.00 | 0.08 - 0.25 | CU1225 | ● | ◒ | ◒ | |
| | | CU1125 | ● | ◒ | ● | |
| | | CU1220 | ● | ◒ | ● | |
| | | CM1225 | ● | ● | | |

## Насадные фрезы для торцевого фрезерования 45°

— Предназначены для обработки материалов групп:
P M S H K

— Пластины с восьмью негативными режущими кромками [4 типа]

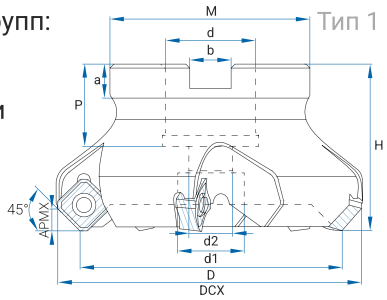


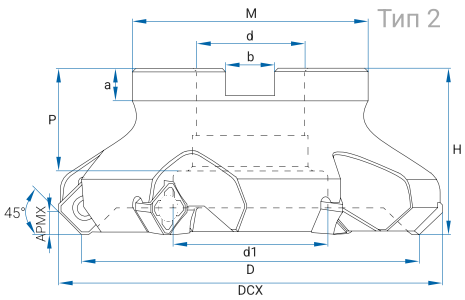


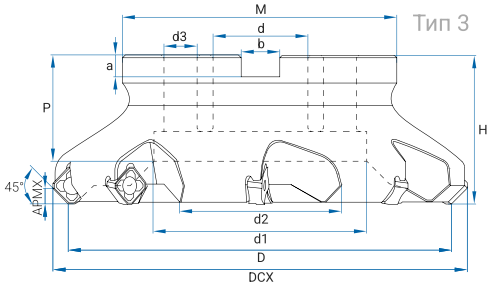


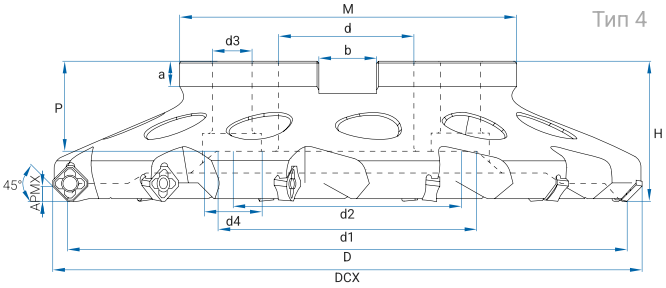


| Модель | Z | D | DCX | H | d | M | b | a | P | d1 | d2 | d3 | d4 | Тип |
|---|---|---|---|---|---|---|---|---|---|---|---|---|---|---|
| SN45-050-B22-3T-SN12 | 3 | 50 | 63.5 | 40 | 22 | 45 | 10.4 | 6.3 | 21 | 17 | 11 | - | - | 1 |
| SN45-063-B22-4T-SN12 | 4 | 63 | 76.5 | 40 | 22 | 52 | 10.4 | 6.3 | 21 | 19 | 11 | - | - | 1 |
| SN45-080-B27-5T-SN12 | 5 | 80 | 93.5 | 50 | 27 | 60 | 12.4 | 7 | 24 | 20 | 13 | - | - | 1 |
| SN45-100-B32-6T-SN12 | 6 | 100 | 113.5 | 50 | 32 | 70 | 14.4 | 8 | 30 | 46 | - | - | - | 2 |
| SN45-125-B40-7T-SN12 | 7 | 125 | 138.5 | 63 | 40 | 87 | 16.4 | 9 | 36 | 55 | - | - | - | 2 |
| SN45-160-B40-8T-SN12 | 8 | 160 | 173.5 | 63 | 40 | 115 | 16.4 | 9 | 32 | 89 | 66.7 | 14 | - | 3 |
| SN45-200-B60-10T-SN12 | 10 | 200 | 213.5 | 63 | 60 | 150 | 25.7 | 14 | 40 | 132 | 101.6 | 18 | 26 | 4 |
| SN45-250-B60-12T-SN12 | 12 | 250 | 263.5 | 63 | 60 | 150 | 25.7 | 14 | 40 | 115 | 101.6 | 18 | 26 | 4 |
| SN45-315-B60-15T-SN12 | 15 | 315 | 328.5 | 80 | 60 | 220 | 25.7 | 14 | 40 | 110 | 101.6 | 18 | 26 | 4 |

| | |
|---|---|
| Пластина | SNMX |
| Ключ | T15 |

## SNMX

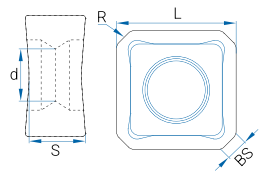


| Наименование | IC | S | BS | CP1325 | CM1230 | CM2135 | CU1125 | CU1125U | CU1215 | CU1220 | CU1225 | CU1225U | CS1110 | CS1125 | CS1130 | CS1130A | CH1005 | CH1040 |
|---|---|---|---|---|---|---|---|---|---|---|---|---|---|---|---|---|---|---|
| SNMX 1205ANN-CNMG | 12.7 | 6.4 | 1.5 | | | | | ● | | | | | | | | | | |
| SNMX 1205ANN-F | 12.7 | 6.4 | 1.5 | | | | ● | | | | | | | | | | | |
| SNMX 1205ANN-M | 12.7 | 6.4 | 1.5 | ● | ● | | ● | ● | | ● | | | | | | | | |

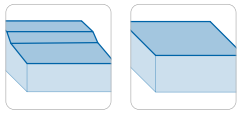

| Режимы | | Материал: | P | M | K | S |
|---|---|---|---|---|---|---|
| Ap | Fz | Сплав | V: 90 - **160** - 220 | V: 70 - **130** - 190 | V: 100 – **130** - 220 | V: 15 - **35** - 50 |
| 1.00-6.00 | 0.15 - 0.50 | CU1225 | ● | ◒ | ◒ | |
| | | CU1125U | ● | ◒ | ● | |
| | | CU1125 | ● | ◒ | ● | |
| | | CU1220 | ● | ◒ | ● | |

## Насадные фрезы для торцевого фрезерования 45°

— Предназначены для обработки материалов групп:
P M S H K

— Пластины с шестью негативными режущими кромками [4 типа]

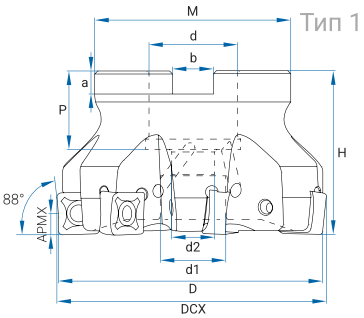


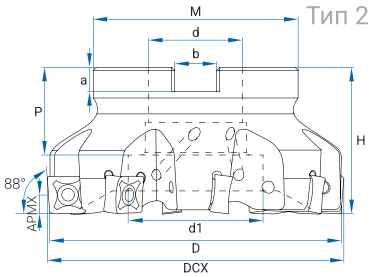


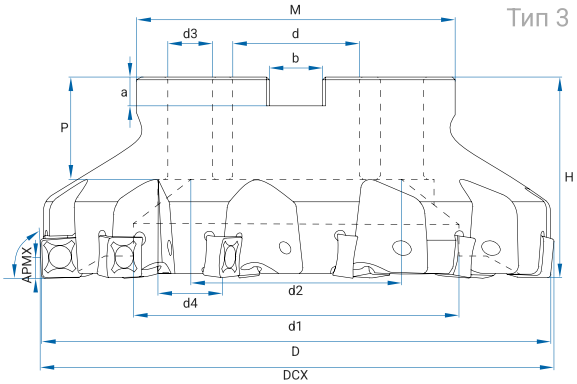


| Модель | Z | D | DCX | H | d | M | b | a | p | d1 | d2 | d3 | d4 | Тип |
|---|---|---|---|---|---|---|---|---|---|---|---|---|---|---|
| SN88-050-B22-4T-SN12 | 4 | 50 | 53 | 40 | 22 | 41 | 10.4 | 6.3 | 20 | 17 | 11 | - | - | 1 |
| SN88-063-B22-5T-SN12 | 5 | 63 | 66 | 40 | 22 | 48 | 10.4 | 6.3 | 20 | 17 | 11 | - | - | 1 |
| SN88-080-B27-7T-SN12 | 7 | 80 | 83 | 50 | 27 | 60 | 12.4 | 7 | 24 | 20 | 13 | - | - | 1 |
| SN88-100-B32-8T-SN12 | 8 | 100 | 103 | 50 | 32 | 70 | 14.4 | 8 | 30 | 46 | - | - | - | 2 |
| SN88-125-B40-10T-SN12 | 10 | 125 | 128 | 63 | 40 | 87 | 16.4 | 9 | 36 | 55 | - | - | - | 2 |
| SN88-160-B40-12T-SN12 | 12 | 160 | 163 | 63 | 40 | 100 | 16.4 | 9 | 32 | 67 | 66.7 | 14 | 20 | 3 |
| SN88-200-B60-14T-SN12 | 14 | 200 | 203 | 63 | 60 | 142 | 25.7 | 14 | 40 | * | 101.6 | 18 | 26 | 3 |
| SN88-250-B60-16T-SN12 | 16 | 250 | 253 | 63 | 60 | 142 | 25.7 | 14 | 40 | * | 101.6 | 18 | 26 | 3 |
| SN88-315-B60-20T-SN12 | 20 | 315 | 318 | 80 | 60 | 220 | 25.7 | 14 | 40 | * | 101.6 | 18 | 26 | 3 |

| | |
|---|---|
| Пластина | SNMX |
| Ключ | T15 |

## SNMX

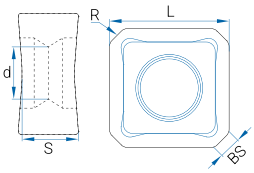


| Наименование | IC | S | BS | CP1325 | CM1230 | CM2135 | CU1125 | CU1125U | CU1215 | CU1220 | CU1225 | CU1225U | CS1110 | CS1125 | CS1130 | CS1130A | CH1005 | CH1040 |
|---|---|---|---|---|---|---|---|---|---|---|---|---|---|---|---|---|---|---|
| SNMX 1205ANN-CNMG | 12.7 | 6.4 | 1.5 | | | | | ● | | | | | | | | | | |
| SNMX 1205ANN-F | 12.7 | 6.4 | 1.5 | | | | ● | | | | | | | | | | | |
| SNMX 1205ANN-M | 12.7 | 6.4 | 1.5 | ● | ● | | ● | ● | | ● | | | | | | | | |

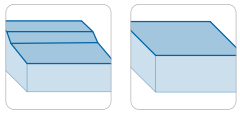

| Режимы | | Материал: | P | M | K | S |
|---|---|---|---|---|---|---|
| Ap | Fz | Сплав | V: 90 - **160** - 220 | V: 70 - **130** - 190 | V: 100 – **130** - 220 | V: 15 - **35** - 50 |
| 1.00-6.00 | 0.15 - 0.50 | CU1225 | ● | ◒ | ◒ | |
| | | CU1125U | ● | ◒ | ● | |
| | | CU1125 | ● | ◒ | ● | |
| | | CU1220 | ● | ◒ | ● | |

## Фрезерование уступов и пазов E90AC10

— Предназначены для обработки материалов групп:
N

— Высокоскоростная обработка уступов и пазов.

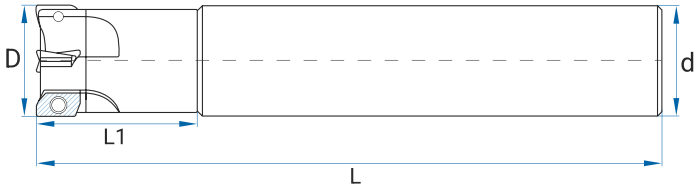


| Наименование | D | L1 | L | d | Z | Винт | Ключ |
|---|---|---|---|---|---|---|---|
| 2E90AC10-16-d16-25/120 | 16 | 25 | 120 | 16 | 2 | CS256 | T8 |
| 2E90AC10-17-d16-25/120 | 17 | 25 | 120 | 16 | 2 | CS256 | T8 |
| 3E90AC10-20-d20-30/165 | 20 | 30 | 165 | 20 | 3 | CS256 | T8 |
| 3E90AC10-21-d20-30/165 | 21 | 30 | 165 | 20 | 3 | CS256 | T8 |
| 4E90AC10-25-d25-35/180 | 25 | 35 | 180 | 25 | 4 | CS256 | T8 |
| 4E90AC10-26-d25-38/180 | 26 | 38 | 180 | 25 | 4 | CS256 | T8 |
| 5E90AC10-32-d32-48/180 | 32 | 48 | 180 | 32 | 5 | CS256 | T8 |

## ACXT10T

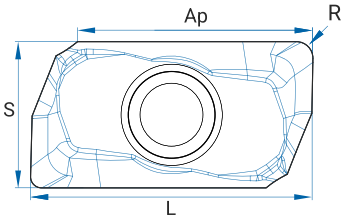


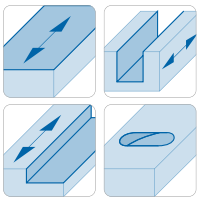

| Тип | S | Ap max | L | R | CN10 | CN10N |
|---|---|---|---|---|---|---|
| ACXT 10T304 | 6.4 | 10 | 12.5 | 0.4 | ● | ● |
| ACXT 10T308 | 6.4 | 10 | 12.48 | 0.8 | ● | ● |
| ACXT 10T316 | 6.4 | 10 | 12.44 | 1.6 | ● | ● |

| Сплав | V [m/min] | Fz [mm/t] | Ap [mm] |
|---|---|---|---|
| CN10 | 300—1500 | 0.1—0.3 | 2—10 |
| CN10N | 400—3000 | 0.2—0.4 | 2—10 |

## Фрезерование уступов и пазов E90AC15

— Предназначены для обработки материалов групп:
N

— Высокоскоростная обработка уступов и пазов.

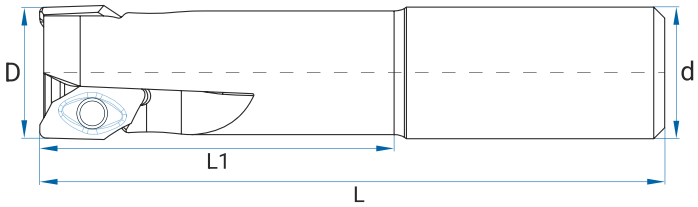


| Наименование | D | L1 | L | d | Z | Винт | Ключ |
|---|---|---|---|---|---|---|---|
| 2E90AC15-32-d32-80/160 | 32 | 80 | 160 | 32 | 2 | CS5011 | T20 |
| 2E90AC15-32-d32-90/200 | 32 | 90 | 200 | 32 | 2 | CS5011 | T20 |
| 3E90AC15-40-d32-50/160 | 40 | 50 | 160 | 32 | 3 | CS5011 | T20 |

## ACXT

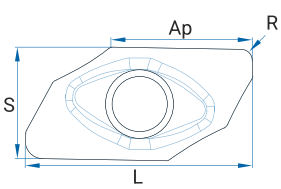


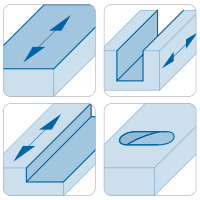

| Сплав | V [m/min] | Fz [mm/t] | Ap [mm] |
|---|---|---|---|
| CN10 | 500—1500 | 0.1—0.3 | 3—15 |
| CN10N | 600—3000 | 0.2—0.4 | 3—15 |

| Тип | S | Ap max | L | R | CN10 | CN10N |
|---|---|---|---|---|---|---|
| ACXT 150508 | 12.97 | 15.8 | 24.4 | 0.8 | ● | ● |
| ACXT 150512 | 12.55 | 15.8 | 23.5 | 1.2 | ● | ● |
| ACXT 150516 | 12.55 | 15.7 | 23.3 | 1.6 | ● | ● |
| ACXT 150520 | 12.55 | 15.2 | 22.3 | 2.0 | ● | ● |
| ACXT 150525 | 12.55 | 15.1 | 22.1 | 2.5 | ● | ● |
| ACXT 150530 | 12.55 | 15.0 | 21.9 | 3.0 | ● | ● |
| ACXT 150532 | 12.55 | 15.0 | 21.9 | 3.2 | ● | ● |
| ACXT 150540 | 12.55 | 14.5 | 20.9 | 4.0 | ○ | ○ |

## Высокоскоростное фрезерование уступов и пазов F90AC15

— Предназначены для обработки материалов групп:
N

— Высокоскоростная обработка уступов и пазов.

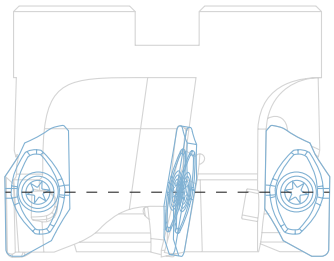

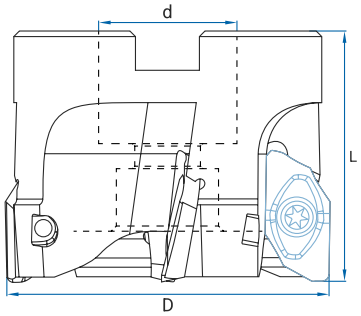


| Наименование | D | L | d | Z | Ap max | Винт | Ключ |
|---|---|---|---|---|---|---|---|
| 3F90AC15-50-d22 | 50 | 45 | 22 | 3 | 10.0 | CS5011 | T20 |
| 4F90AC15-63-d27 | 63 | 50 | 27 | 4 | 7.0 | CS5011 | T20 |
| 5F90AC15-80-d27 | 80 | 50 | 27 | 5 | 6.0 | CS5011 | T20 |
| 6F90AC15-100-d32 | 100 | 50 | 32 | 6 | 4.0 | CS5011 | T20 |
| 7F90AC15-125-d40 | 125 | 63 | 40 | 7 | 3.0 | CS5011 | T20 |

## Фрезерование уступов и пазов F90AC15S

— Предназначены для обработки материалов групп:
N

— Высокоскоростная обработка уступов и пазов.

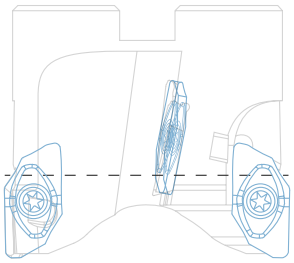

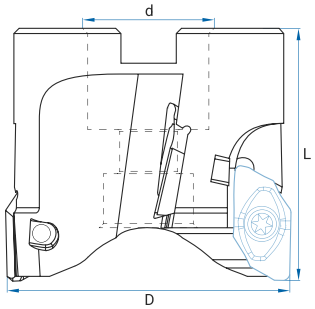


| Наименование | D | L | Ap | d | Z | Ap max | Винт | Ключ |
|---|---|---|---|---|---|---|---|---|
| 4F90AC15S-50-d22 | 50 | 55 | 29 | 22 | 4 | 11.0 | CS5011 | T20 |
| 4F90AC15S-63-d22 | 63 | 55 | 29 | 22 | 4 | 10.0 | CS5011 | T20 |

## ACXT

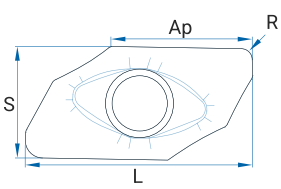


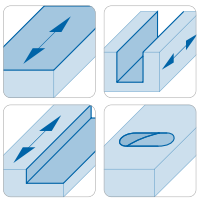

| Сплав | V [m/min] | Fz [mm/t] | Ap [mm] |
|---|---|---|---|
| CN10 | 500—1500 | 0.1—0.3 | 3—15 |
| CN10N | 600—3000 | 0.2—0.4 | 3—15 |

| Тип | S | Ap max | L | R | CN10 | CN10N |
|---|---|---|---|---|---|---|
| ACXT 150508 | 12.97 | 15.8 | 24.4 | 0.8 | ● | ● |
| ACXT 150512 | 12.55 | 15.8 | 23.5 | 1.2 | ● | ● |
| ACXT 150516 | 12.55 | 15.7 | 23.3 | 1.6 | ● | ● |
| ACXT 150520 | 12.55 | 15.2 | 22.3 | 2.0 | ● | ● |
| ACXT 150525 | 12.55 | 15.1 | 22.1 | 2.5 | ● | ● |
| ACXT 150530 | 12.55 | 15.0 | 21.9 | 3.0 | ● | ● |
| ACXT 150532 | 12.55 | 15.0 | 21.9 | 3.2 | ● | ● |
| ACXT 150540 | 12.55 | 14.5 | 20.9 | 4.0 | ○ | ○ |